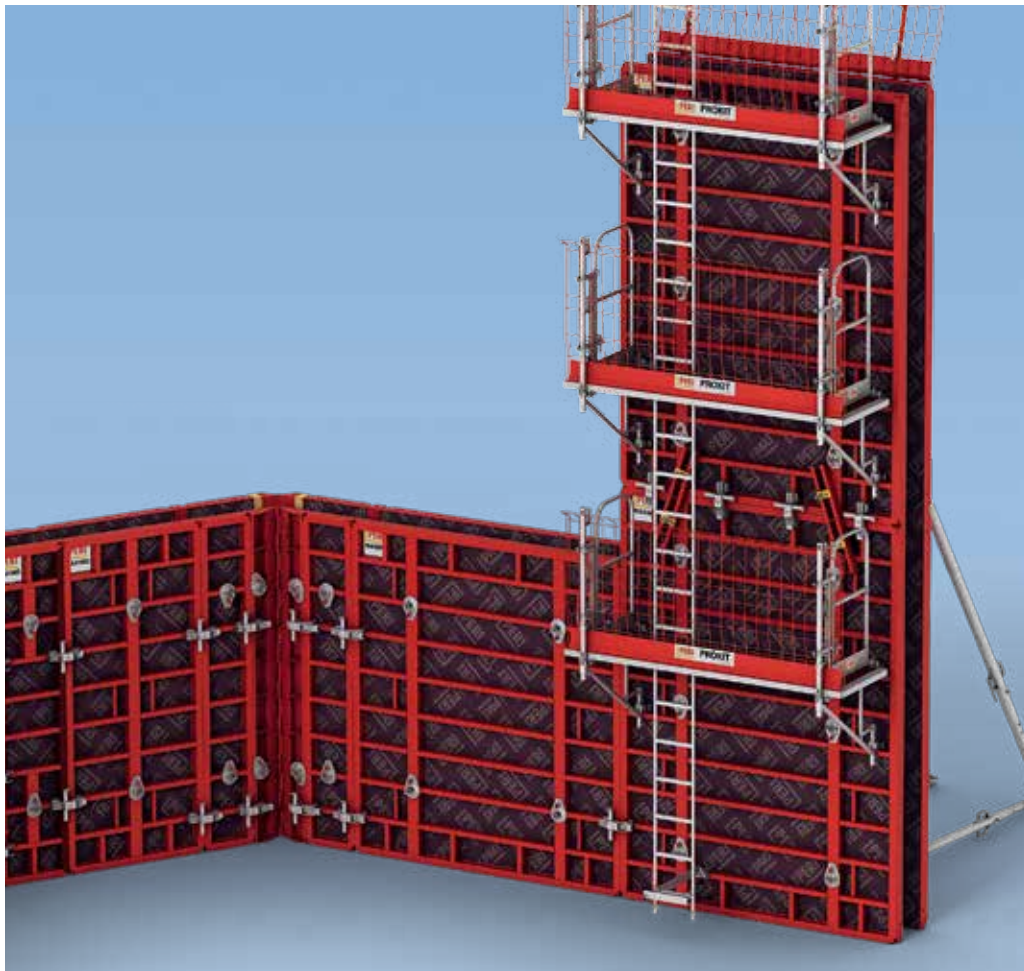


MAXIMO

Panel Formwork with One-Sided MX Tie Technology

Product Brochure – Issue 08/2017



Content

System Advantages	System Overview
5 Panel formwork with one-sided MX tie technology	14 MAXIMO Panel Formwork at a glance
Faster Tie Installation	Standard Applications
6 The one-sided installation technology with the MX 15 and MX 18 formwork ties	16 Panel connections, wall connections, T-junctions
8 Completely without spacer tubes and cones	17 Corners, wall offsets
Fewer Ties	18 Stopend Formwork
10 Optimised arrangement of the tie points	19 Longitudinal compensation, oblique angles
Improved Concrete Finish	Supplementary System Components
12 Neat joint and tie arrangement	20 Panel heights 300 and 360
	21 Shaft Corner MXSE
	22 Tension and Compression Brace
	23 Inside Corner MXI 60/60
	24 System solutions for fast and safe working
	Closure Technology
	26 Systematic solutions for all applications

Issue 08/2017

Publisher

PERI GmbH
Schalung Gerüst Engineering
Rudolf-Diesel-Straße 19
89264 Weißenhorn
Deutschland
Telefon +49 (0)7309.950-0
Telefax +49 (0)7309.951-0
info@peri.de
www.peri.de

Project Examples

30 MAXIMO in use

Components

36 MAXIMO MX 15

Important Information

All current safety regulations and guidelines applicable in those countries where our products are used must be observed.

The photos shown in this brochure feature construction sites in progress. For this reason, safety and anchor details in particular cannot always be considered as conclusive or final. These are subject to the risk assessment carried out by the contractor.

In addition, computer graphics are used, which are to be understood as system representations. To ensure a better understanding, these and the detailed illustrations shown have been partially re-

duced to show certain aspects. The safety installations that may not be shown in these detailed descriptions must nevertheless still be available. Please note that the systems or items shown might not be available in every country.

Safety instructions and load specifications are to be strictly observed at all times. Separate structural calculations are required for any deviations from the standard design data.

The information contained herein is subject to technical changes in the interests of progress. Errors and typographical mistakes reserved.



MAXIMO

Panel formwork with one-sided MX tie technology

In spite of using fewer site personnel, MAXIMO is significantly faster than conventional panel formwork. One-sided tie installation by just one person reduces costs and also opens up new possibilities for realising visible concrete surfaces using panel formwork.

It is fully compatible with the proven TRIO system and fulfils the highest requirements regarding cost-effectiveness and achievable quality of workmanship. All outstanding advantages of the TRIO, e.g. a minimum of different panel sizes and the Alignment Coupler BFD as the only connecting part, were retained in the development of the MAXIMO.

Faster tie installation

through the one-sided tie technology without spacer tubes and cones.

Fewer ties

through the optimised tie point arrangement.


Improved concrete finish

through the neat joint and tie arrangement.



Faster tie installation

The one-sided installation technology with the MX 15 and MX 18 formwork ties



Tie System MX 15

(Permissible load of the tie rod: 90 kN)

MX 15 Ties 15 – 25

for wall thicknesses 15 / 17.5 / 20 / 22 / 24 / 25 cm

MX 15 Ties 20 – 30

for wall thicknesses 20 / 22 / 24 / 25 / 30 cm

MX 15 Ties 30 - 40

for wall thicknesses 30 / 35 / 36 / 40 cm

Tie System MX 18

(Permissible load of the tie rod: 130 kN)

MX 18 Ties 15 - 25

for wall thicknesses
15 / 17.5 / 20 / 22 / 24 / 25 cm

MX 18 Ties 20 - 30

for wall thicknesses
20 / 22 / 24 / 25 / 30 cm

MX 18 Ties 30 - 40

for wall thicknesses 30 / 35 / 36 / 40 cm

MX 18 Ties 40 - 50

for wall thicknesses 40 / 45 / 50 cm

MX 18 Ties 50 - 60

for wall thicknesses 50 / 55 / 60 cm

Assembly sequence

Unique preparation phase



Position the Wingnut MX on the primary formwork panel and tighten the eye bolt.



Set out the required wall thickness at the tie by means of a cotter pin, and counter lock with a nut. The usual wall thicknesses are indicated through markings on the tie rod.

Repetitive tie steps



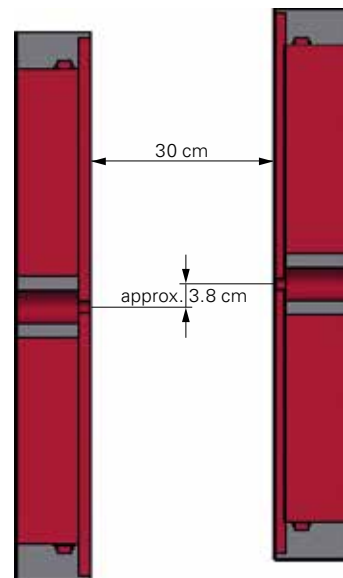
Push the MX Tie through the closing formwork into the wingnut of the primary formwork and screw in.



As an alternative to the MX tie technology, the conventional DW 15 and DW 20 systems can also be used.

Note

The programme overview in this brochure features the system components for the use of the Tie MX 15. The corresponding programme overview for the Tie MX 18 is available on request.



The opening of the frame allows deviations of the tie rod angle of up to 4°. In concrete terms this means an inclined position of up to 3.8 cm for a 30 Panel. As a result, an installation of ties is possible without any problems if, for example, the bottom slab is uneven as is commonly experienced on jobsites.



Tighten the MX Tie using the MX Tie Rod Spanner until the ring bolt can be attached.



Tighten the ring bolt.



Tighten the MX Tie with the MX Tie Rod Spanner as far as the stop position.

Faster tie installation

Completely without spacer tubes and cones



The conical tie rod requires no spacer tubes and cones. This allows tie operations on the side of the closing formwork.

As a result, only one person is needed; apart from this, guardrails are not necessary at intermediate levels on the primary formwork. In addition, the required working space between the primary formwork and, for example, adjacent buildings or sheet piling, is considerably reduced.

In comparison, two men and significantly more working steps are required when using conventional panel formwork:

- close unused tie holes
- screw Wingnut Counterplate onto the DW Tie Rod
- insert tie
- attach Cone 1
- cut spacer tube to size
- slide on spacer tube
- attach Cone 2
- insert tie
- screw Wingnut Counterplate onto the DW Tie Rod
- secure Wingnut Counterplate with a hammer

The MX Removable Sealing

The MX Removable Sealing used with the MAXIMO system reliably closes the tie point when using the MX Tie and, thus, prevents any concrete bleeding. This also applies with an inclined tie position of up to 4°. In addition, the tie hole is protected by a metal ring against all impacts.



Exchanging the removable sealing from MX 15...



... to MX 18. This can be carried out easily and quickly on the construction site.





Working scaffold is not required

Due to the fact that ties are installed from one side only, additional safety measures, e.g. working scaffold on the primary formwork, are not required, which saves both time and money. This is of great importance particularly for higher positioned formwork.

Fewer ties

Optimised arrangement of the tie points

With MAXIMO, the tie points on all panel sizes are arranged centrally. Every tie hole is used, and edge ties are not required.

There are no unused tie points that have to be closed. This eliminates possible sources of error and reworking at tie points affected by concrete bleeding. At the same time, tie points with MAXIMO are reduced by up to 40 %. This has - apart from the time advantages due to the one-sided MX tie technology - a positive impact on the performance factor.








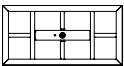





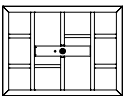






















Panel grid arrangement 30 cm

MAXIMO panels are available in 6 heights from 30 cm up to 3.30 m, as well as 5 widths from 30 cm to 2.40 m in 30-cm increments. In addition, a 45-cm-wide panel is available that greatly reduces the use of filler plates.



Panel connections with Alignment Coupler BFD

The Alignment Coupler BFD ensures tight panel joints resulting in an excellent concrete finish. With only one component, every panel connection is flush, aligned and tight.

	Width					
Height	240	120	90	60	45	30
30						
60						
90						
120						
270						
330						

Improved concrete finish

Neat joint and tie arrangement

Creating concrete surfaces: systematically, cost-effectively, easily.

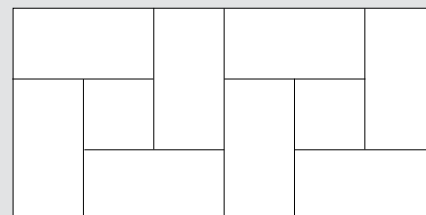
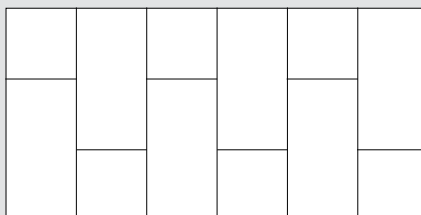
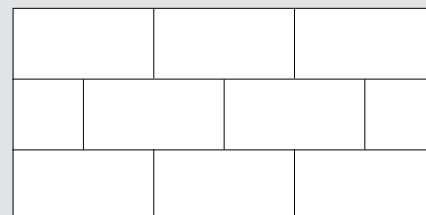
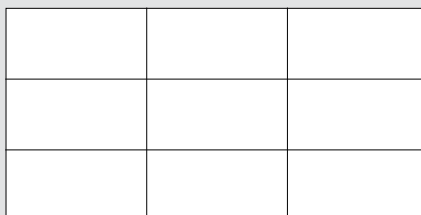
Realising special wall surfaces with very little extra effort using an efficient panel formwork system is a frequent request of clients and architects. The centrally-arranged tie points in the MAXIMO panel formwork result in a regular joint pattern - horizontally and vertically. Various panel combinations can be selected, opening up a range of flexible design options - which can be realised very cost-effectively.

The clearly defined arrangement of the individual MAXIMO panels in so-called "MX grids" facilitates the visually appealing design of concrete surfaces with a clean concrete finish, no impressions created by unused tie points and free of concrete bleeding at unsealed tie points.



Concrete surface design with the MX grid arrangement


The defined arrangement of individual MAXIMO panels in a so-called "MX grid" facilitates the creation of attractively-designed visible concrete finishes. The number and position of the tie points is constant in the variants shown here.





MAXIMO Panel Formwork at a Glance



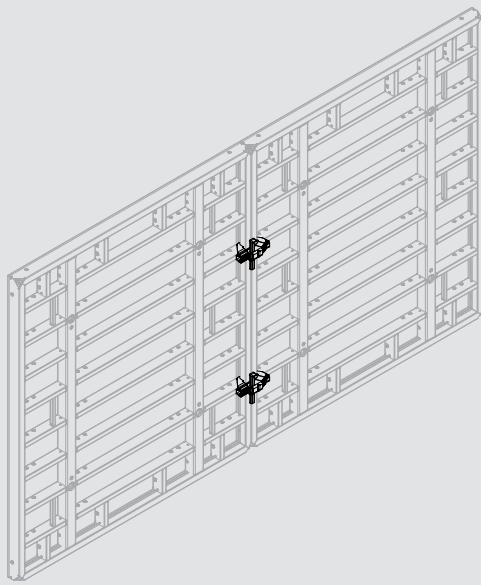


The following pages describe standard applications for the forming of walls, foundations and corners. The explanations show important basic principles but do not make any claims regarding completeness.

All detailed specifications, as well as any possible country-specific data, can be found in the Instructions for Assembly and Use. Furthermore, the corresponding Instructions for Use must also be observed.

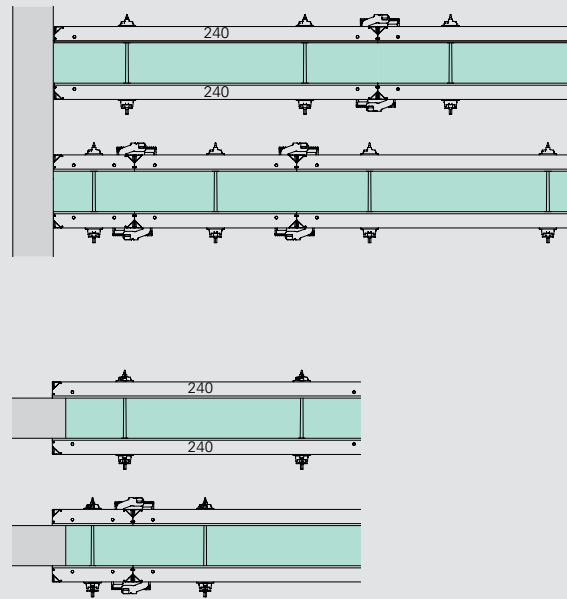
Panel Connections, Wall Connections, T-Junctions

Panel connections



Alignment Coupler BFD
Item no. 023500

Wall connections



T-junctions

T-junctions

Wall thicknesses 15 – 40 cm

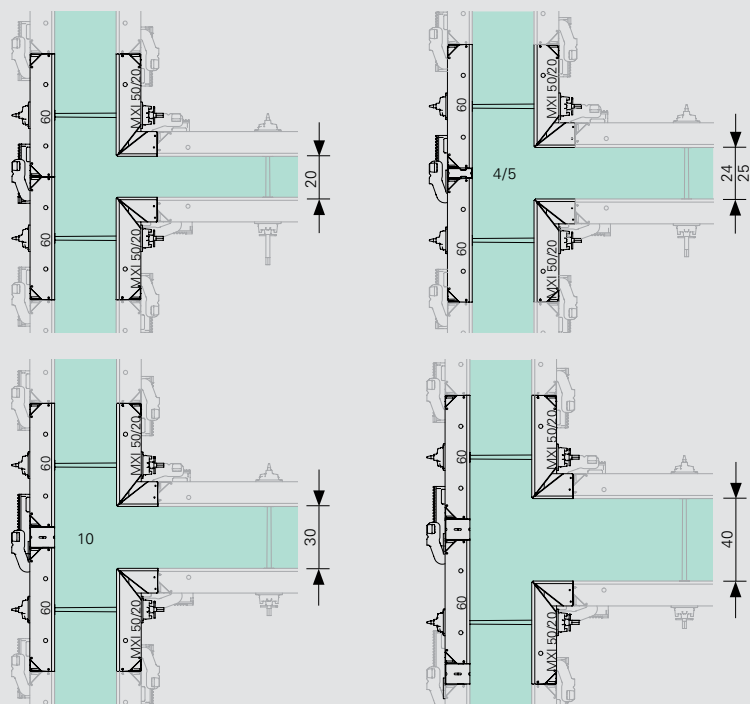
Internal formwork

Inside Corner MXI 50/20
3 x Alignment Coupler BFD

External formwork

Panel MX 60
2 x Alignment Coupler BFD

Adapting to the wall thickness with
Wall Thickness Compensator MX or
timber. 3 x Alignment Coupler BFD



Corners, Wall Offsets

Corners

Corners with MXI 50/20

Wall thicknesses 15 – 40 cm

Internal formwork

Inside Corner MXI 50/20

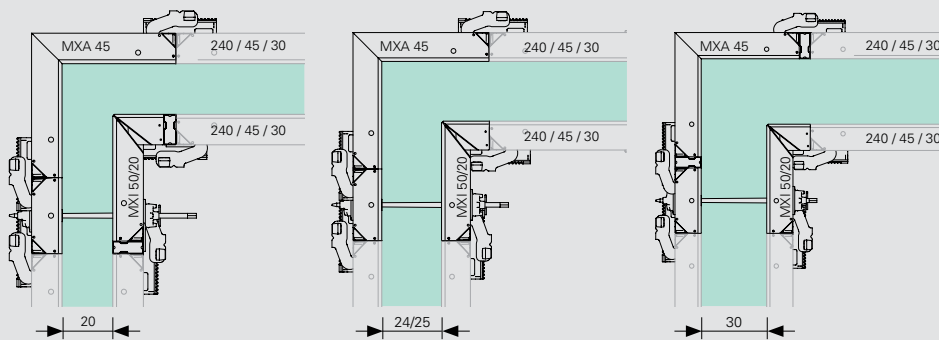
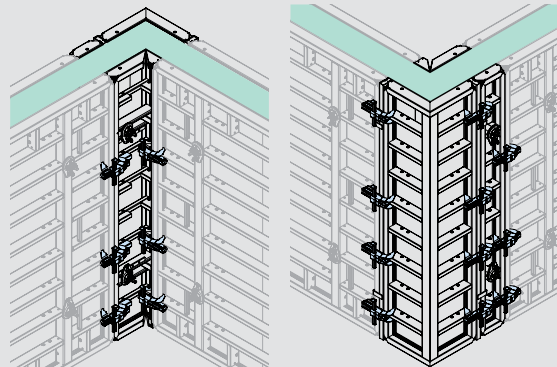
3 x Alignment Coupler BFD

External formwork

Outside Corner MXA 45

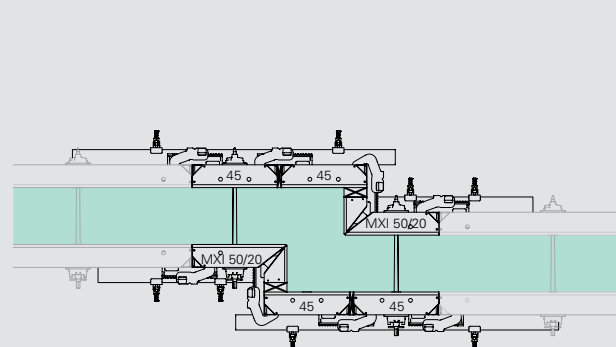
Panel MX 30

4 x Alignment Coupler BFD



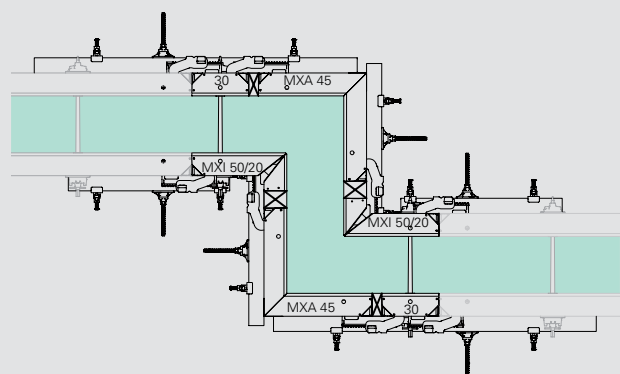
No tie is required on the short side of the Internal Corner MXI 50/20.

Wall offsets



20 – 28 cm

- Inside Corner MXI 50/20
- Panel MX 45
- Compensation Waler MAR 170
- Compensation Waler MAR 85
- filler timber supplied by contractor



65 – 79 cm

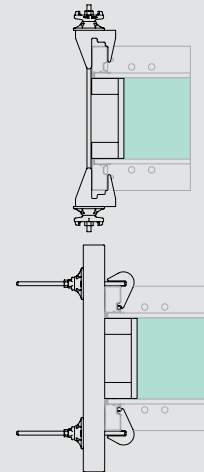
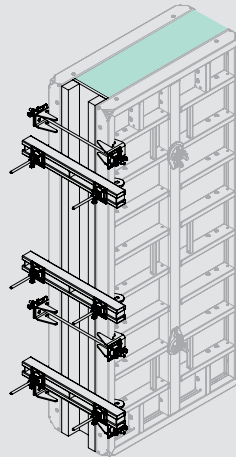
- Inside Corner MXI 50/20
- Outside Corner MXA 45
- Panel MX 30
- Compensation Waler MAR 170
- with 1 Hook Tie DW 15 and Wingnut Pivot Plate
- Compensation Waler MAR 85
- with 1 Hook Tie DW 15 and Wingnut Pivot Plate
- filler timber supplied by contractor

Stopend Formwork

Stopend Formwork

Stopend Tie and Compensation Waler

When using a conventional solution, the fresh concrete pressure of the stopend formwork is transferred to the MAXIMO panels via the stopend ties and Waler 85. For a height of 2.70 m, three walers are required. As an alternative to the Waler 85, the Compensation Waler MAR 85 can also be used.

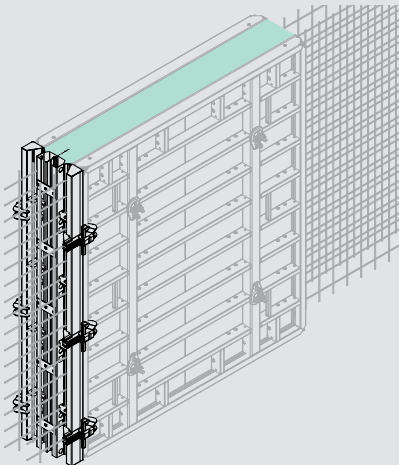


Stopend Panel MT/MTF

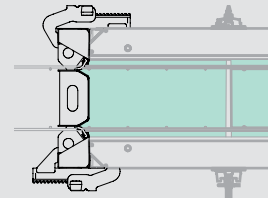
The PERI Stopend Panel can be clamped to the MAXIMO panel by means of BFD Alignment Couplers and allows reinforcement work to be carried out easily. A durable and hard-wearing rubber lip on the centre part reliably prevents the fresh concrete from escaping.

For continuous reinforcement, with or without water bars.

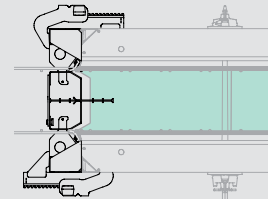
- Time savings min. 40 %.
- No damage to the formlining.



Centre Piece MT, without water bar

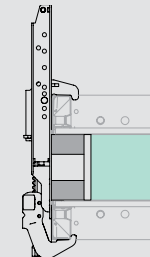
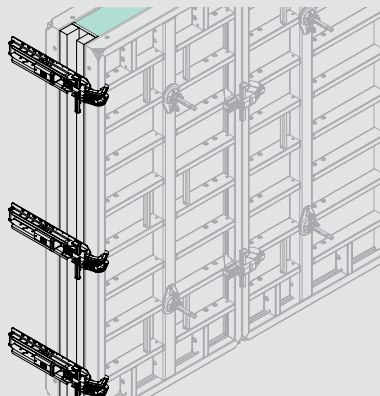


Centre Piece MTF, with water bar



Stopend Waler MX 15 – 40

The Stopend Waler is an optimised solution for all wall thicknesses between 15 cm and 40 cm, when forming at the front at the front with timbers and filler plates. The waler is easy to use and can be continuously adjusted.



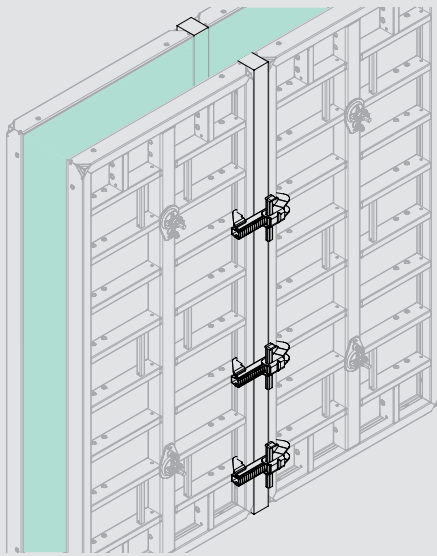
For a height of 2.70 m and a wall thickness ≤ 30 cm, only three Stopend Walers MX 15 - 40 are required.

Longitudinal Compensation, Oblique Angles

Length Compensations

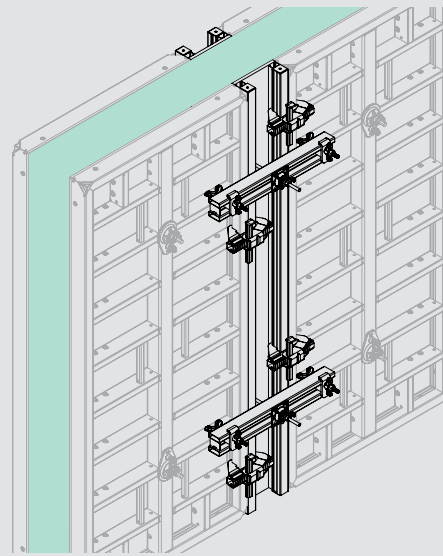
Up to 10 cm

With Wall Thickness Compensator MX or timbers and Alignment Coupler BFD.

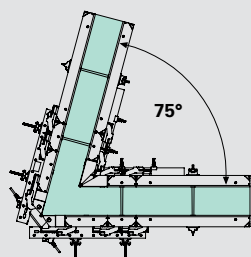


10 cm to 36 cm

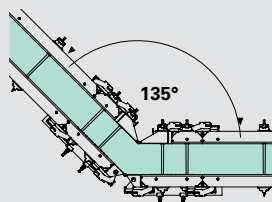
With Filler Support TPP and formlining.
TPP 270, Item no. 101813
TPP 120, Item no. 101823



Oblique Angles



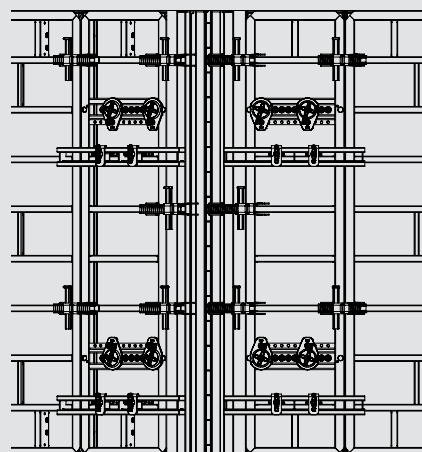
2 4 7
1 6
1 6



3 5 8
1 6
1 6

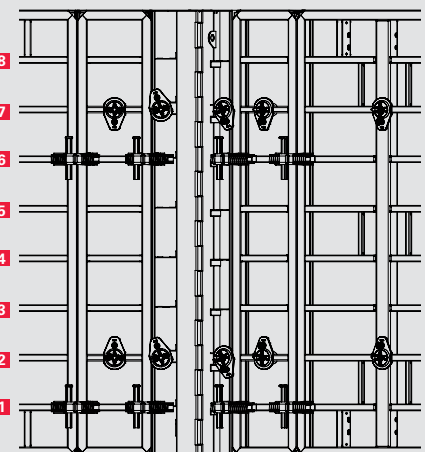
External formwork

Articulated Corner MX outside
Panel MXM 60
Panel MX 45 and MX 30 at 75°



Internal formwork

Articulated Corner MX inside
Panel MX 45
Panel MX 30 at 75°



Panel Heights 300 and 360

MAXIMO MX 18 – MAXIMO 300 and MAXIMO 360

All MAXIMO panel formwork elements with the MX 18 Tie System are also available in 3.00 m and 3.60 m heights.

These additional panel heights are available as purchase items and provide further time savings for larger storey heights, for example in upmarket residential construction or underground car parks.

Up to a wall thickness of 60 cm, the MX 18 Tie System is used whereby the 3.00-m-high panels require only 2 anchors.




On request, PERI products are also manufactured and supplied in individual customer colours.

Panel height 360



Panel height 300



Note

The programme overview in this brochure features the system components for the use of the Tie MX 15. The corresponding programme overview for the Tie MX 18 is available on request.

Shaft Corner MXSE

MAXIMO Shaft Corner MXSE

The MAXIMO Shaft Corner MXSE is a 90° inside corner, which also serves as a striking panel.

One panel with two functions:

- for forming the inside corner,
- for striking complete internal shaft formwork units.

In addition to the 330, 270 and 120 cm heights, the MAXIMO Internal and Shaft Corners are also available as purchase items with heights of 3.00 m and 3.60 m.

■ Quick and safe handling

Striking takes place requiring very few working steps – without spindles and from the ground. Assembly on the next panel is carried out with the Alignment Coupler BFD.

■ Formlining right up into the corner

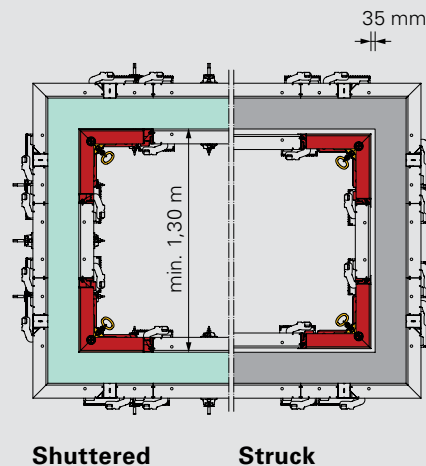
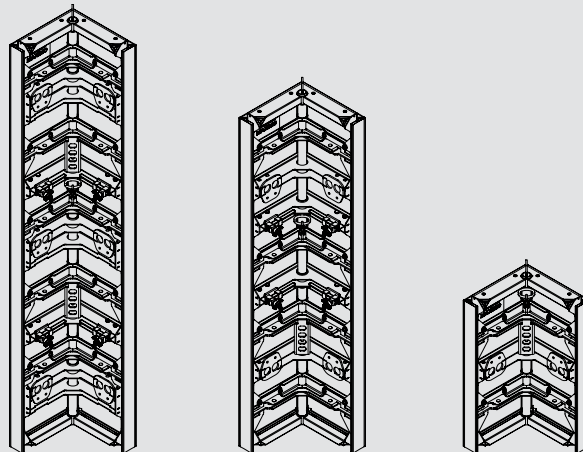
Nailable formlining is installed over the entire surface of the MXSE Shaft Corner. This means that mounting parts can also be securely fixed to the formwork in the corner areas.

■ Moving complete units

The MXSE Shaft Corners together with the wall formwork elements form a complete formwork unit for all concreting cycles. BFD Alignment Couplers bridge all required compensations. The MX Wingnuts also remain attached to the panels.

■ Shaft dimensions from 1.30 x 1.30 m

With the Shaft Corner MXSE, ground plans of 1.30 m x 1.30 m upwards can be formed. The maximum shaft dimensions and height is limited by the 2.0-t load-carrying capacity of the lifting unit.



Lifting the striking mechanism with a crowbar in order to release the formwork from the concrete. It is subsequently attached to the crane.



When releasing the shaft corners and pulling with the crane, a 35-mm striking clearance is created on every side.

Tension and Compression Brace

Tension and Compression Brace

The middle tie point brings decisive advantages when forming foundations, parapets and beams.

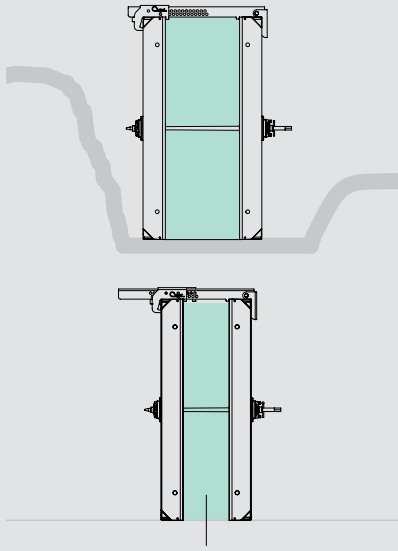
A bottom row of ties is not necessary when the Tension and Compression Brace is used in connection with the middle tie of the MAXIMO panel.

Two lengths are available:
The Tension and Compression Brace MX 15 - 40 is continuously adjustable in 5-cm increments for 40 cm; accordingly the MX 15 - 100 up to 100 cm.

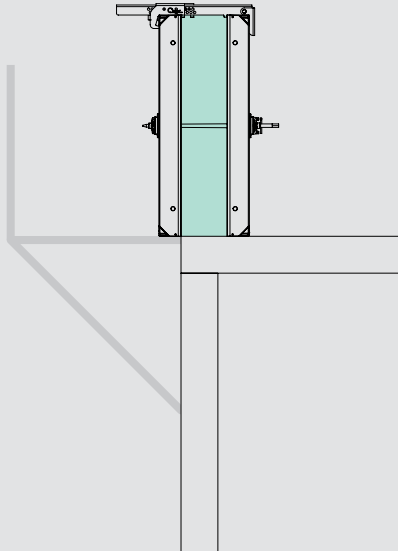


Foundations/Upturn Beams

- Only a minimum of working space is required.
- Water stop metal strips are no hindrance.

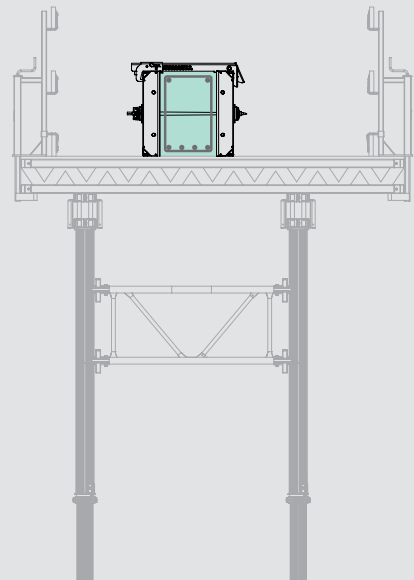


Parapet or other similar structural components



Beams

- Thick reinforcement is no problem.



Inside Corner MXI 60/60

Corners

Corners

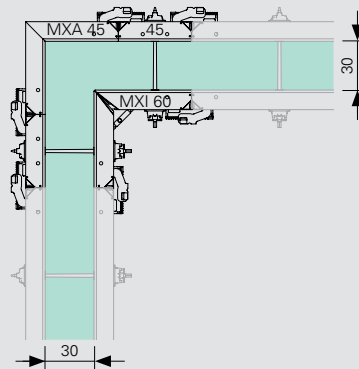
Wall thickness 15 – 40 cm

Internal formwork

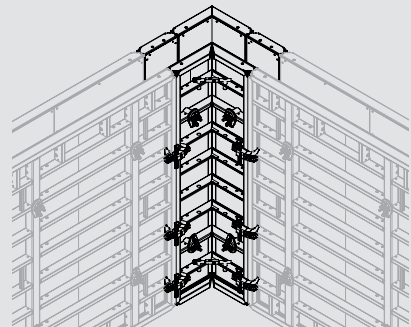
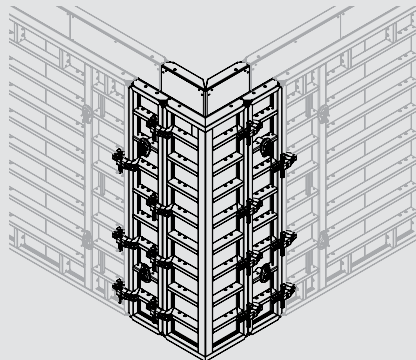
- Inside Corner MXI 60/60
- 3 x Alignment Coupler BFD

External formwork

- Outside Corner MXA 35 or 45
- 2 x Panel MX 45
- 4 x Alignment Coupler BFD



The Inside Corner 60/60 is used for designer concrete surfaces, continuous joint and tie arrangements that reach right up into the corners, or when using the Sealing Cone MX 55 to close the tie points.



T-junctions

T-junctions

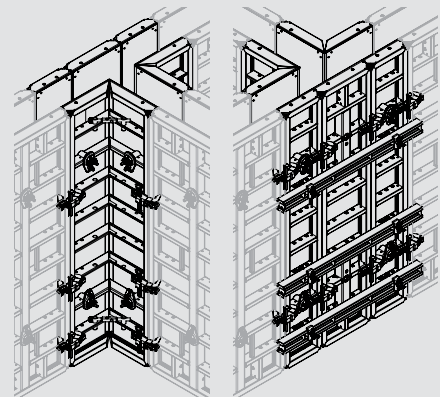
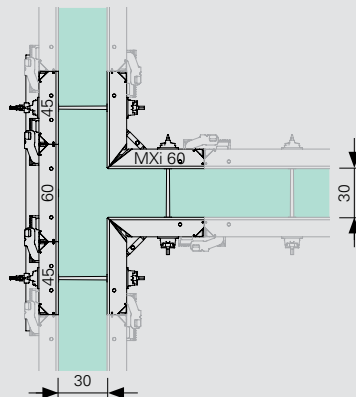
Wall thickness 15 – 40 cm

Internal formwork

- Inside Corner MXI 60/60
- 3 x Alignment Coupler BFD

External formwork

- 2 x Panel MX 45
- 1 x Panel MX 60
- 3 x MAR 170-2
- 2 x Alignment Coupler BFD



System Solutions for Fast and Safe Working

MAXIMO MXK Bracket System

With the MXK Bracket System, safe and comfortable working platforms and panel formwork are realised on MAXIMO and TRIO. Unlike conventional solutions, the MXK Bracket System consists of combinable system components.

The bracket system is fitted to the elements of the panel formwork on the ground. The required system components are very light and can be handled without the use of a crane.

The supplementary system components, such as decks with access hatches, ladder access, system solutions for internal and external corners, as well as length compensations, ensure a consistently reliable solution in all areas.



The working platforms are mounted on the element of the corresponding width and also remain attached to the formwork during temporary storage.

Concreting Platform MX

The working and concreting platform for MAXIMO and TRIO is attached to the element from above and is self-securing. Non-slip steel decking facilitates fast and safe work operations.



MAXIMO Platform MXP

With the Platform System MXP, generously-sized working platforms can be realised on MAXIMO and TRIO panel formwork. MXP makes a convincing case due to its high level of safety and simple site operations. Assembly by hand on the ground, as well as the possibility of moving large-sized units by crane, make the system particularly cost-effective regarding high walls and multiple usage.

The integrated ladder access, hatches and guardrails guarantee efficient working operations. In addition, the MXP provides quick solutions for corners, length compensations and stopend formwork. With larger wall thicknesses, modifications on the front side of the wall can be realised through continuous platform assembly.



All anchors are easily accessible, while the yellow rubber lip protects the panel from dirt.



The anchors can be suspended directly on the guardrails and are, thus, ready for installation after the unit has been moved again.

Systematic Solutions for All Applications

Plug MX Ø 17.5 – 22		
Deep installation	■	
Install flush with the surface	□	
Only as a visual function	■	
Sealing against non-pressing water	□	
Sealing against pressing water	□	
Walls with sound protection function	□	
Walls with Fire-Resistance Class F90	□	
Used for attractively designed visible concrete surfaces	□	
Shadow joint	□	
		No cone required

Plug MX Ø 24 – 28		
Deep installation	■	
Install flush with the surface	□	
Only as a visual function	■	
Sealing against non-pressing water	□	
Sealing against pressing water	□	
Walls with sound protection function	□	
Walls with Fire-Resistance Class F90	□	
Used for attractively designed visible concrete surfaces	□	
Shadow joint	□	
		No cone required



Tie MX 15

	Stopper MX 15 – 50 OF – LS	Stopper MX 15 – 50 MF – LS	Stopper MX 15 – 75 MF – L MX 15 – 75 MF – S	DK Concrete Cone DW15 – 58/30	DK Concrete Cone Architectural/01 DW 15-58/52	DK Concrete Cone UNI 58/52
	■	□	□	■	□	□
	□	■	■	□	■	■
	□	□	□	□	□	□
	■	■	□	□	□	□
	□	□	■	□	□	■
	■	■	■	□	□	■
	■	■	■	□	□	■
	□	□	□	■	■	□
	□	□	□	□	■	□

No cone
required



Magnet Cone MX 15 – 55

Magnets are fitted in the cone, which means they are reliably fixed to the metal ring of the sealing integrated in the panel.

Tie MX 18

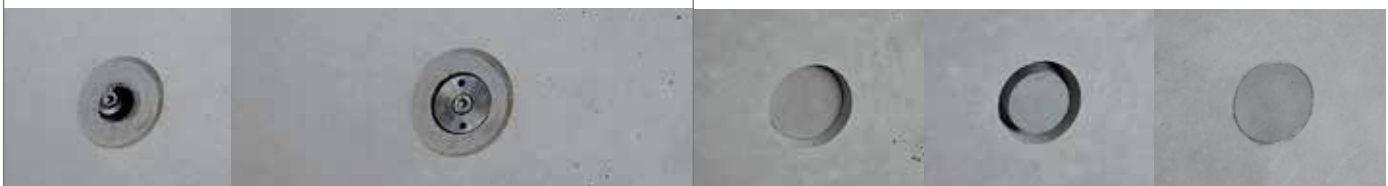
	Stopper MX 18 – 50 OF – LS	Stopper MX 18 – 50 MF – LS	Stopper MX 18 – 75 MF – L MX 18 – 75 MF – S	DK Concrete Cone DW15 – 58/30	DK Concrete Cone Architectural/01 DW 15 – 58/52	DK Concrete Cone UNI 58/52
	■	□	□	■	□	□
	□	■	■	□	■	■
	□	□	□	□	□	□
	■	■	□	□	□	□
	□	□	■	□	□	■
	■	■	■	□	□	■
	■	■	■	□	□	■
	□	□	□	■	■	□
	□	□	□	□	■	□

No cone
required



Magnet Cone MX 18 – 55

Magnets are fitted in the cone, which means they are reliably fixed to the metal ring of the sealing integrated in the panel.



Systematic Solutions for All Applications

Deep installation

Install flush with the surface

Only as a visual function

Sealing against non-pressing water

Sealing against pressing water

Walls with sound protection function

Walls with Fire-Resistance Class F90

Used for attractively designed visible concrete surfaces

Shadow joint



	DW 15		DW 15 / DW 20		
	Plug DR 22	Plug FRZ 22	DK Concrete Cone DW15 – 58/30	DK Concrete Cone Architectural/01 DW 15 – 58/52	DK Concrete Cone UNI 58/52
	■	■	■	□	□
	□	□	□	■	■
	■	■	□	□	□
	□	□	□	□	□
	□	□	□	□	■
	□	□	□	□	■
	□	□	□	□	■
	□	□	■	■	□
	□	□	□	■	□



For use with Spacer Tube, Rough DR 22 or Concrete Spacer Tube FZR. Cone MX DR 22/2 covers the sealing on the panel.




For waterproof, fire-resistant and sound-absorbing tie points with Tie Rods DW 15. For use with DK Sealing Cone DW 15 – 55.



For use with Spacer Tube DR 28 and DK Sealing Cone DW 20/55.



MAXIMO in Use



"Humboldt Forum" City Palace, Berlin, Germany

For the reconstruction of Berlin's City Palace, PERI supplied cost-effective formwork and scaffolding solutions from one source. In addition to fast shuttering and moving times, the on-site support provided by the PERI engineers in particular ensured that the very tight construction schedule could be maintained.

In order to ensure that rapid construction progress could be realised, large quantities of formwork and scaffolding materials were in daily use. In particular, taking all construction tasks into consideration was an important element of the PERI overall solution. In addition to the provision of modern and time-saving systems, the well-thought-out safety technology, provision of project-specific

special formwork assemblies, project management by the PERI project leader, as well as the planning and supply of formwork and scaffolding from one source, had a very positive effect and accelerated the work processes.

More than 6,000 m² of MAXIMO Panel Formwork materials were in simultaneous use in Berlin. In particular, the



The following pages feature project references, providing an overview of the different application areas for MAXIMO Formwork.

one-sided MX Tie Technology guaranteed significant time savings during all shuttering and striking operations. This is because MAXIMO does not require any spacer tubes and cones - and saves the expense of an extra worker on the opposite side.

MAXIMO in Use



Forming can be carried out much quicker due to the anchor technology with ties installed from one side, the saving of spacer tubes and reduced number of tie points.



The almost 12-m-high walls were concreted in one pour, while closing the MAXIMO required no scaffolding on the setting side.

Detached house, Dusslingen, Germany

The basement walls of the detached house were formed in three cycles with a wall thickness of 24 cm. For this, the construction crew used the newly purchased MAXIMO 270. After very careful consideration, the 14-man building company decided in favour of the MAXIMO panel formwork system, in order to be able to work even more efficiently when constructing basements for the detached house and the retaining and silo walls. As an additional benefit, K & L Construction promised attractive visible concrete surfaces with cost-effective means, as the MAXIMO Panel Formwork ensures a neat joint and tie arrangement.

For subsequent projects, especially those with high wall sections, the reduction of working steps and tie points will have an even greater effect. In addition, the combination of Tension and Compression Braces together with centrally-positioned tie points replaces the bottom row of anchors for foundations, parapets and downstand beams. Anchoring no longer has to take place in the bottom, often heavily reinforced area.

Production hall at the carbide tool factory of Paul Horn GmbH, Tübingen-Derendingen, Germany

Carbide tool manufacturer, Paul Horn GmbH, doubled its production area. In a construction time of just 10 months, the 170-m-long, 50-m-wide and 18-m-high two-storey building shell was completed. In 2016, 15,000 m² of additional space was available for carrier tool production, coating operations and logistics.

In order to comply with the short building schedule, the experienced construction team was supported by 4 tower cranes and had a large supply of on-site formwork and scaffolding materials, whereby the quantities required exactly matched the construction process. In particular, for the realisation of the high reinforced concrete walls, which were concreted up to 12 m in one pour, the MAXIMO panel formwork guaranteed fast shuttering times. Thanks to the MX Tie Technology, no additional scaffolding was required on the setting side; anchoring was only needed on the closing side of the PERI UP reinforcement scaffold.



4.80 m wide and 3.60 m high: two MAXIMO 360 panels including MXK working platforms formed crane-moveable formwork units.



The MXP modular platform system ensured a high level of safety on the job-site - and provided optimal working conditions especially when forming the high walls.

Goldbach School Complex, Langwedel, Germany

The concrete shell of the new, 2 and 3-storey school centre with its windmill-shaped ground plan was completed in just 8 months. The reinforced concrete walls have heights of between 3.55 m and 3.59 m.

The use of the contractor's own MAXIMO 360 panel formwork combined with the MXK working platforms ensured that the very tight construction schedule could be maintained. Due to the 3.60-m-high panels, no additional height extensions were required. Furthermore, the MAXIMO Formwork and MXK Platforms formed tightly connected, crane-moveable units - for immediate anti-fall protection without any costly additional measures.

Customer Service Centre, Winnenden, Germany

Three impressive structures have expanded the company premises of the internationally operating manufacturer of cleaning equipment. For the realisation of the new customer service centre with training facilities and a 800-m² exhibition hall, the construction team used MAXIMO Panel Formwork together with the MXP modular platform system to construct walls up to 12.10 m high. After a simple initial assembly with only a minimum of connecting means, the working platforms remained firmly attached to the formwork and formed lightweight crane-moveable units. As a result, forming and concreting could take place in absolute safety and with a high working speed even at great heights. In addition, the 1.20-m-wide working levels made it easier to operate the MX Ties and connect the MAXIMO panels by means of BFD Alignment Couplers.

Apart from the considerable time savings, the MAXIMO system also stood out due to the excellent concrete finish. Perfectly matched panel dimensions, central tie points and symmetrical rows of anchor layers in all extension situations convinced the project management team. This allowed the wall surfaces to be left as architectural concrete walls without further post-processing.

MAXIMO in Use



The MAXIMO shaft corners, together with the wall formwork elements, formed a complete formwork unit for all concreting cycles. This meant that complete shaft formwork could, therefore, be moved quickly.

Poschacherstraße residential complex, Linz, Austria

The project was characterised by the special location in the city of Linz. Altogether, 7 residential buildings with 192 apartments were realised. Due to a perfectly adapted formwork concept, significant time advantages were achieved. The MAXIMO shaft corners, together with the wall formwork elements, formed a complete formwork unit for all concreting cycles.

Moving operations with the Shaft Corner MX was particularly fast because, when releasing as well as pulling with the crane, a striking clearance of 35 mm was achieved on every side in the corner area. Furthermore, the Shaft Corner MX allowed fast shifting of complete shaft formwork with only one lift. Thus, all shafts in the 7 blocks could be completed quickly and efficiently with just one set.



Horizontally-positioned MAXIMO 270x120 Panels were used as side formwork for the bottom plate, and were fixed to the steel girders by means of weld-on anchors. The DK Tie System served to ensure subsequent reliable sealing of the tie points. The tie points were sealed with concrete cones using a sealing compound.

Billhafen flood protection, Hamburg, Germany

The 720-m-long "Billhafen" flood protection system was upgraded by means of an angular reinforced concrete retaining wall structure – laterally extended by 8 m and with the height raised by almost 5 m. The foundations were realised by means of vertical piles along with oblique anchors that were embedded up to 40 m in the ground. For the visible, water-facing surfaces, Class SB 2 architectural concrete was specified.

The experienced construction crew used MAXIMO panel formwork for the 18 casting segments, each 28 m long. For concreting the bottom plate, horizontally-positioned MX 270 x 120 panels were used for the base layer, which were fixed to the inclined steel girders by means of weld-on anchors. In close coordination with the project planners, using horizontal MAXIMO panels with the central tie points resulted in excellent concrete surfaces with a neat and tidy joint and tie arrangement. Due to the outer side having a 6° inclination, conventional DW 15 anchors were used. The MAXIMO panels were arranged polygonally in the curved areas. Filler timbers were accurately cut at PERI's assembly hall in Hamburg; BFD Alignment Couplers provided tight panel connections.



The modern, two-storey office building stands out due to its impressive architectural concrete facade. The building dimensions, as well as the window and door openings, were cleverly defined so that no obstructing filler timber compensations were necessary and a perfect concrete finish with a homogeneous joint and tie arrangement could be realised.

Kopp office building, Emmeringen, Germany

With its one-sided MX tie technology, the MAXIMO panel formwork guaranteed fast working operations and rapid cycle sequences during construction work. This meant one less worker when anchoring and scaffolding on the setting side, while also eliminating time-consuming working steps such as the cutting of spacer tubes and closing of unused tie points. In particular, the possibility of using MAXIMO standard panels, due to the centrally arranged tie points and the perfectly matched joint and tie arrangement for realising extremely impressive concrete finishes in architectural concrete quality, convinced the client, architect and contractor alike.

To achieve an optimal result, the project management team collaborated closely with the PERI formwork specialists at an early stage. Thus, the design possibilities using the 30 cm grid of the MAXIMO formwork panels were already incorporated in the construction plans. Both costs and time were saved by only using standardised rental formwork in the construction work. At the request of the customer, only MAXIMO elements fitted with new formlining for the visible surfaces were supplied.



The climbing units were lifted into the next section each time in 50-cm increments by means of mobile climbing hydraulics. Thereby, the MAXIMO wall formwork was positioned on a carriage and retracted by up to 90 cm for reinforcement work to be carried out.

Maakri-Kvartal business complex, Tallinn, Estonia

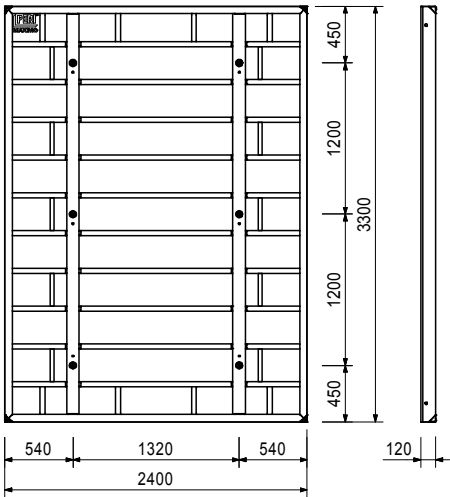
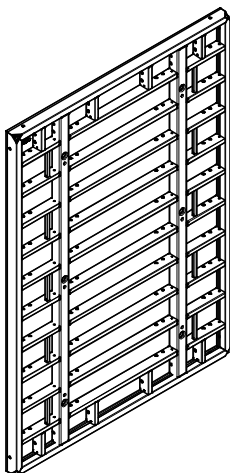
PERI engineers developed a comprehensive overall concept in collaboration with the contractor to construct the building shell. The RCS Rail Climbing System was combined with the particularly efficient MAXIMO Panel Formwork to form corresponding climbing units. The MAXIMO Panel Formwork was used not only on the climbing formwork but also for various other wall areas. With panel heights of up to 3.30 m and the one-sided MX tie technology, valuable working time was saved. The MX Wingnut was fixed only once on the primary formwork at the beginning of work operations; subsequently the MX Tie could be screwed in through the closing formwork into the wingnut – the anchor could, thus, be installed by one person and from just one side during every formwork use. In the process, the conical tie rod requires no spacer tubes and cones – this saves on both materials and any additional effort. On the other hand, MAXIMO required up to 40 % fewer tie points compared to panel formwork systems with conventional tie technology, such as TRIO Panel Formwork.

MAXIMO MX 15 Panel Formwork



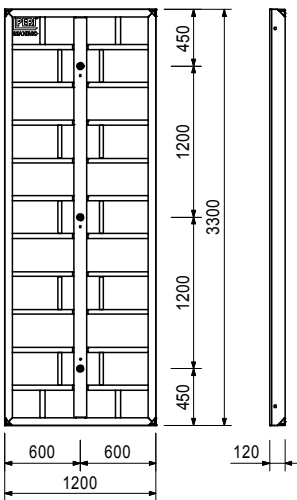
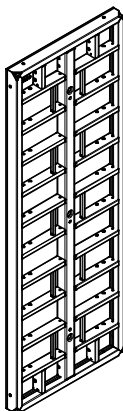
Item no.	Weight kg
114426	408.000

Panel MX 330 x 240
7.920 m². Panel with 18 mm plywood.



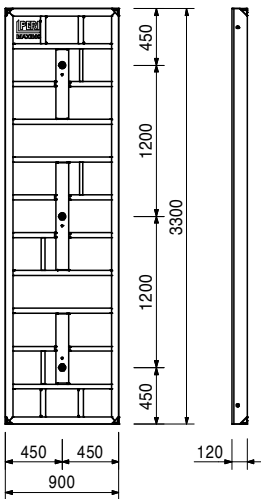
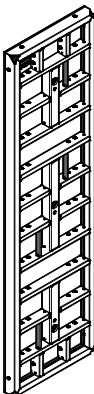
114248	226.000
--------	---------

Panel MX 330 x 120
3.960 m². Panel with 18 mm plywood.



114258	171.000
--------	---------

Panel MX 330 x 90
2.970 m². Panel with 18 mm plywood.

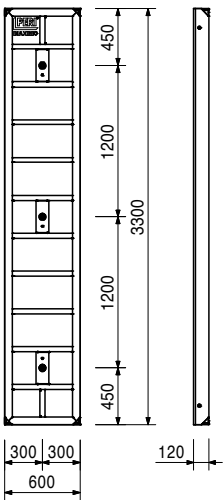
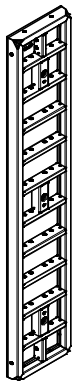


MAXIMO MX 15 Panel Formwork



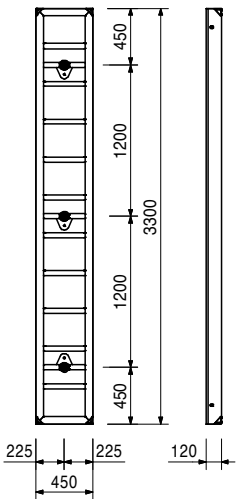
Item no.	Weight kg
114445	118.000

Panel MX 330 x 60
1.980 m². Panel with 18 mm plywood.



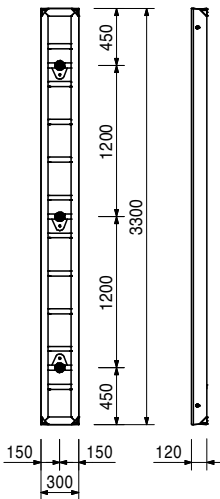
114452	99.800
--------	--------

Panel MX 330 x 45
1.485 m². Panel with 18 mm plywood.



114457	78.600
--------	--------

Panel MX 330 x 30
0.990 m². Panel with 18 mm plywood.



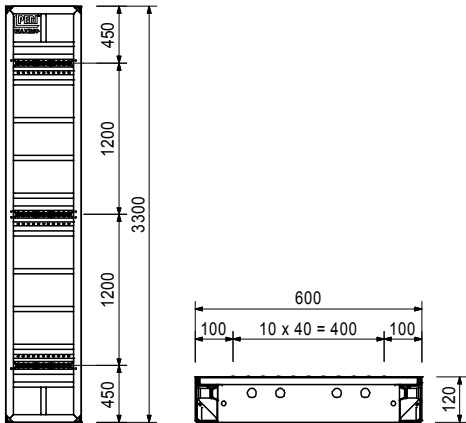
MAXIMO MX 15 Panel Formwork



Item no.	Weight kg
114464	141.000

Multi Panel MXM 330 x 60
1.980 m². Panel with 18 mm plywood.
For oblique angles, wall connections etc.

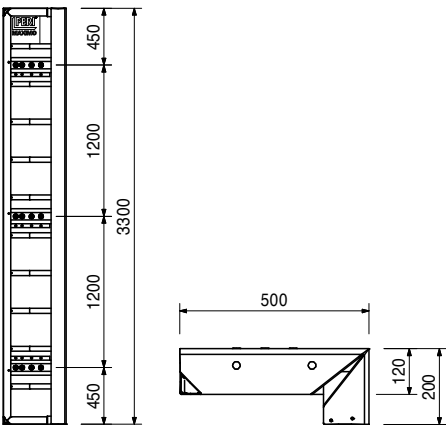
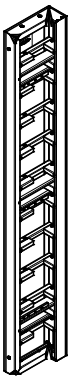
Complete with
33 pc. 124895 PVC Plug MXM 15 Ø 18.3



115338	136.000
--------	---------

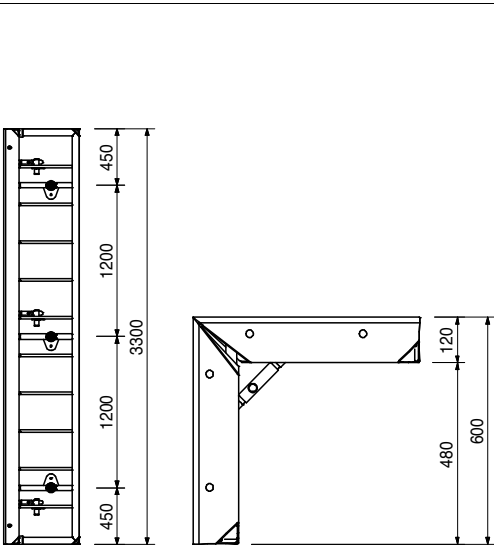
Inside Corner MXI 330 x 50/20
2.310 m². Panel with 18 mm plywood.
For 90° internal corners.

Complete with
12 pc. 124895 PVC Plug MXM 15 Ø 18.3



114470	199.000
--------	---------

Inside Corner MXI 330 x 60
3.960 m². Panel with 18 mm plywood.
For 90° internal corners.



MAXIMO MX 15 Panel Formwork



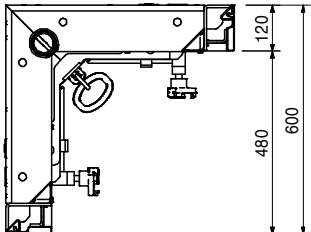
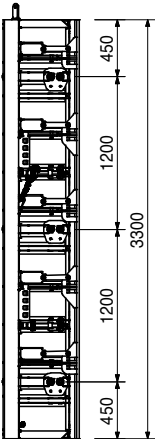

Item no.	Weight kg
117913	401.000

Shaft Corner MXSE 330

Panel for forming 90° inside corners along with striking and moving complete internal shaft formwork units.

Technical Data

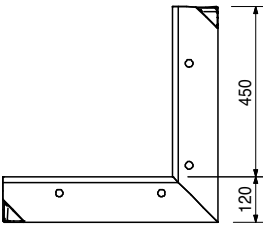
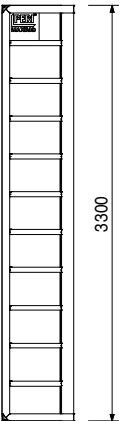
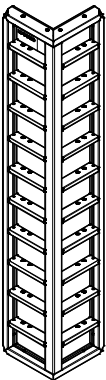
Permissible load-bearing point capacity 2.0 t.



114478	190.000
--------	---------

Outside Corner MXA 330 x 45

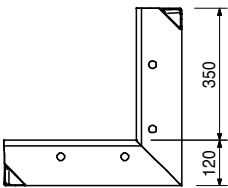
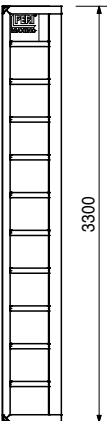
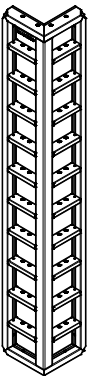
2.970 m². Panel with 18 mm plywood.
For 90° external corners.



114486	168.000
--------	---------

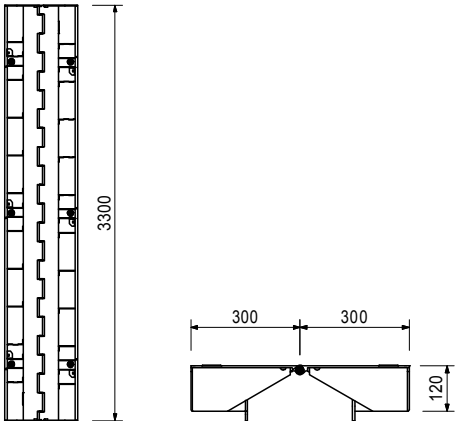
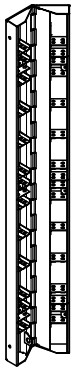
Outside Corner MXA 330 x 35

2.310 m². Panel with 18 mm plywood.
For 90° external corners.



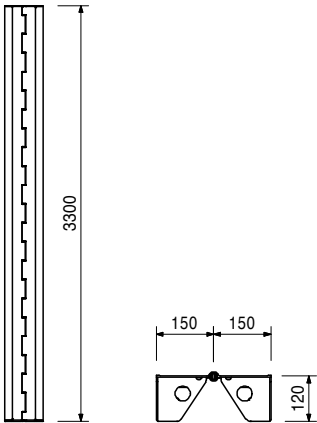
Item no.	Weight kg
114583	88.800

Articulated Corner MXGI 330
1.980 m². Made of aluminium, for oblique angles from 75° upwards, internal.



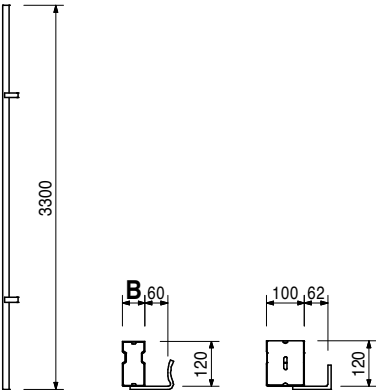
114607	51.100
--------	--------

Articulated Corner MXGA 330
0.990 m². Made of aluminium, for oblique angles from 75° upwards, external.



		Wall Thickness Compensations WDA MX 330	B
114842	17.800	Wall Thickness Comp. WDA MX 330 x 4	40
114826	18.900	Wall Thickness Comp. WDA MX 330 x 5	50
114846	20.200	Wall Thickness Comp. WDA MX 330 x 6	60
114394	12.100	Wall Thickness Comp. WDA MX 330 x 10, Alu	100

For adjusting to wall thicknesses.




MAXIMO MX 15 Panel Formwork



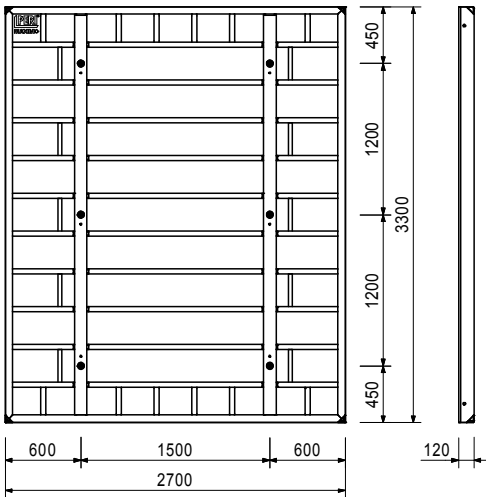
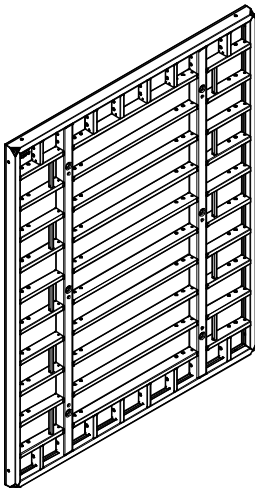
Item no.	Weight kg
101829	9.820

Filler Profile TPP 330, Alu
For compensation with 21 mm filler plates.



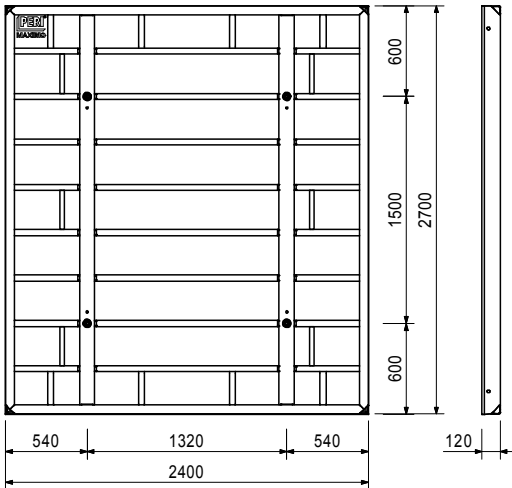
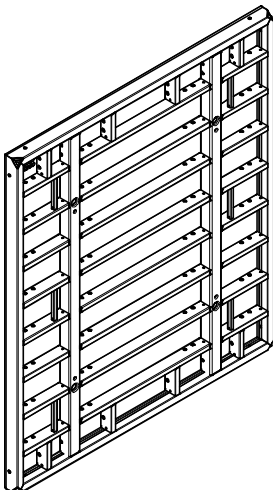
116454	446.000
--------	---------

Panel MX 330 x 270
8.910 m². Panel with 18 mm plywood.



112006	336.000
--------	---------

Panel MX 270 x 240
6.480 m². Panel with 18 mm plywood.

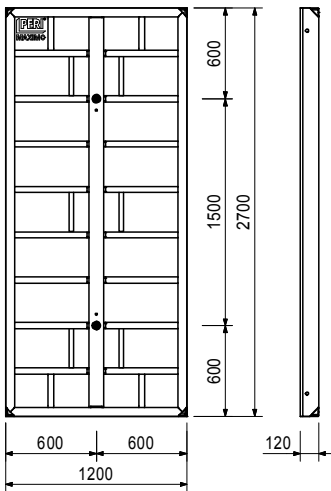
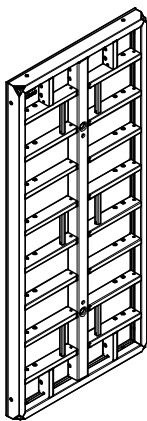


MAXIMO MX 15 Panel Formwork



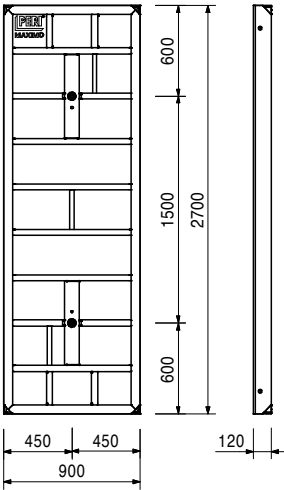
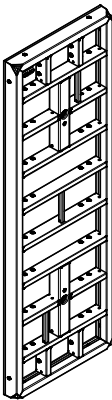
Item no.	Weight kg
112022	186.000

Panel MX 270 x 120
3.240 m². Panel with 18 mm plywood.



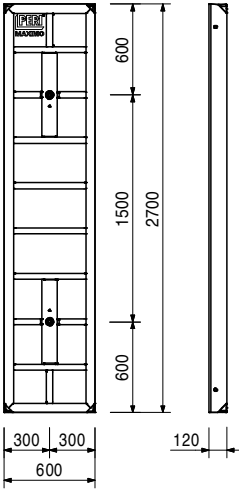
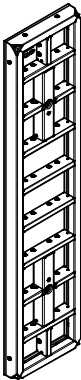
112045	134.000
--------	---------

Panel MX 270 x 90
2.430 m². Panel with 18 mm plywood.



112200	104.000
--------	---------

Panel MX 270 x 60
1.620 m². Panel with 18 mm plywood.

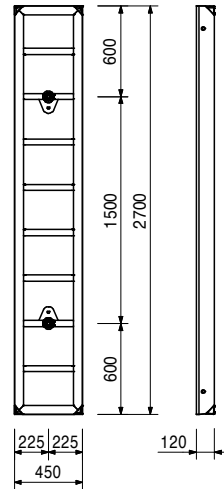
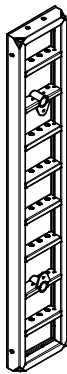


MAXIMO MX 15 Panel Formwork



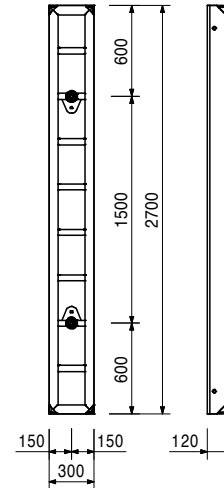
Item no.	Weight kg
112078	77.500

Panel MX 270 x 45
1.215 m². Panel with 18 mm plywood.



112090	61.800
--------	--------

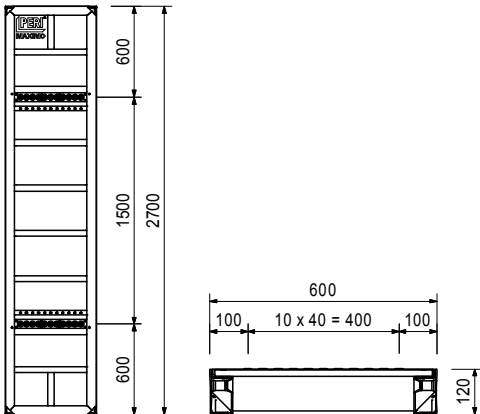
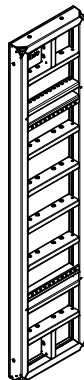
Panel MX 270 x 30
0.810 m². Panel with 18 mm plywood.



112849	108.000
--------	---------

Multi Panel MXM 270 x 60
1.620 m². Panel with 18 mm plywood.
For oblique angles, wall connections etc.

Complete with
22 pc. 124895 PVC Plug MXM 15 Ø 18.3



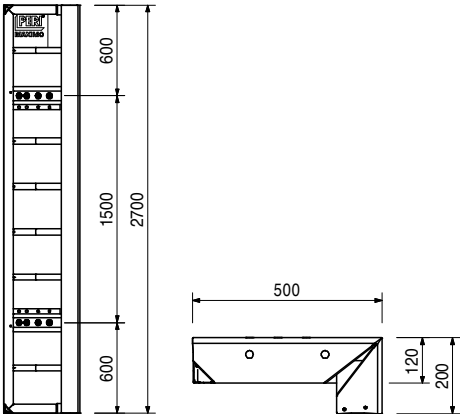
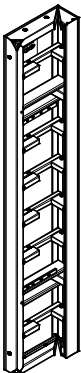
MAXIMO MX 15 Panel Formwork



Item no.	Weight kg
115255	103.000

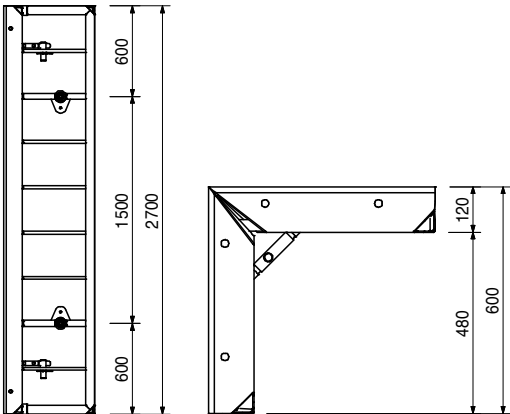
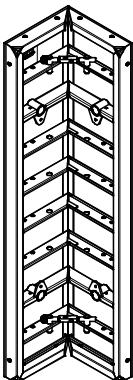
Inside Corner MXI 270 x 50/20
1.890 m². Panel with 18 mm plywood.
For 90° internal corners.

Complete with
8 pc. 124895 PVC Plug MXM 15 Ø 18.3



112419	150.000
--------	---------

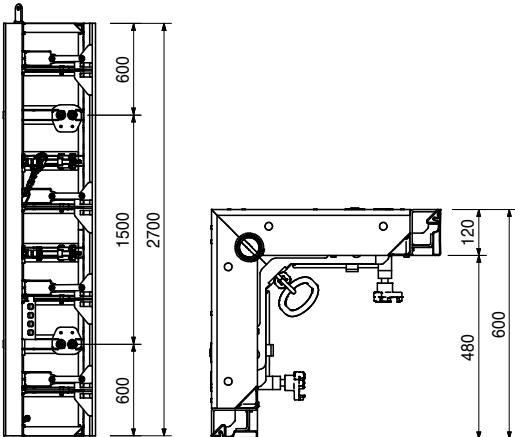

Inside Corner MXI 270 x 60
3.240 m². Panel with 18 mm plywood.
For 90° internal corners.



117914	305.000
--------	---------

Shaft Corner MXSE 270
Panel for forming 90° inside corners along with striking and moving complete internal shaft formwork units.

Technical Data
Permissible load-bearing point capacity 2.0 t.

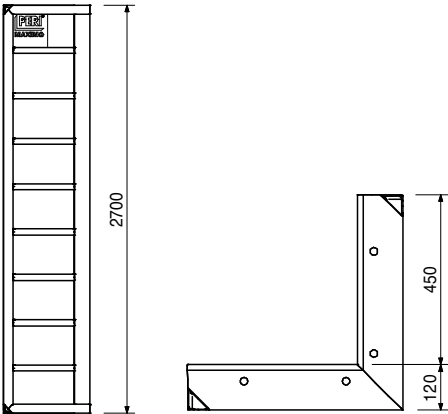
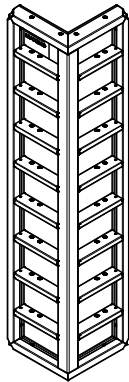


MAXIMO MX 15 Panel Formwork



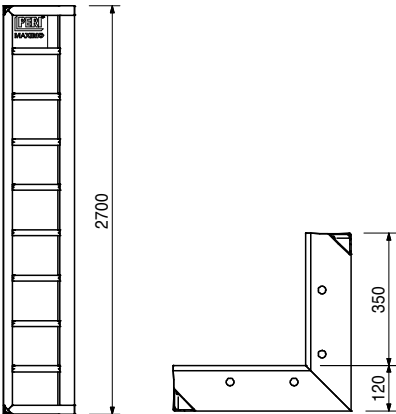
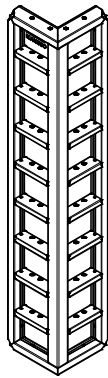
Item no.	Weight kg
112806	157.000

Outside Corner MXA 270 x 45
2.430 m². Panel with 18 mm plywood.
For 90° external corners.



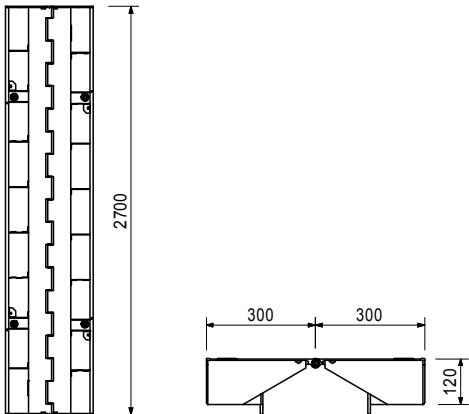
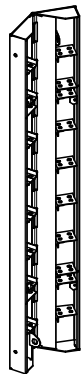
112667	139.000
--------	---------

Outside Corner MXA 270 x 35
1.890 m². Panel with 18 mm plywood.
For 90° external corners.



113203	69.400
--------	--------

Articulated Corner MXGI 270
1.620 m². Made of aluminium, for oblique angles
from 75° upwards, internal.

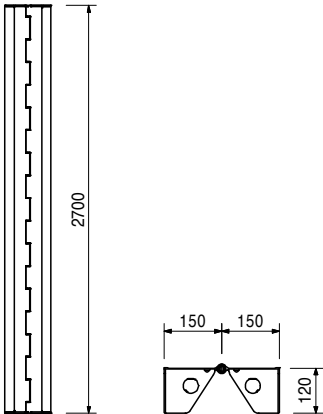


MAXIMO MX 15 Panel Formwork



Item no.	Weight kg
111872	41.800

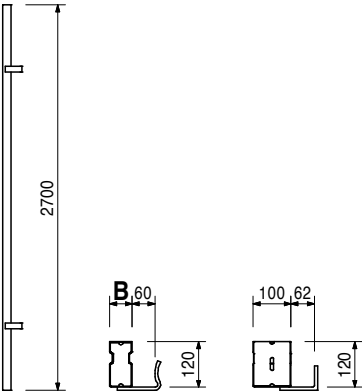
Articulated Corner MXGA 270
0.810 m². Made of aluminium, for oblique angles from 75° upwards, external.



114165	14.700
114186	15.700
114174	16.800
114128	10.000

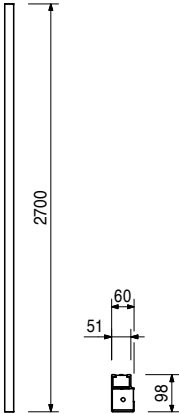
Wall Thickness Compensations WDA MX 270
Wall Thickness Comp. WDA MX 270 x 4
Wall Thickness Comp. WDA MX 270 x 5
Wall Thickness Comp. WDA MX 270 x 6
Wall Thickness Comp. WDA MX 270 x 10, Alu
For adjusting to wall thicknesses.

B
40
50
60
100



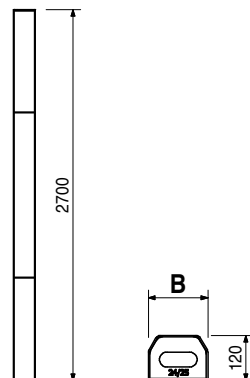
101813	8.040
--------	-------

Filler Profile TPP 270, Alu
For compensation with 21 mm filler plates.

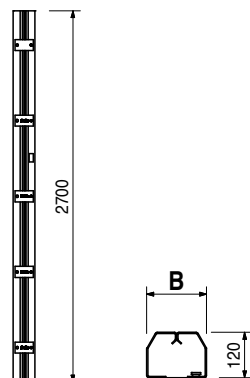


MAXIMO MX 15 Panel Formwork

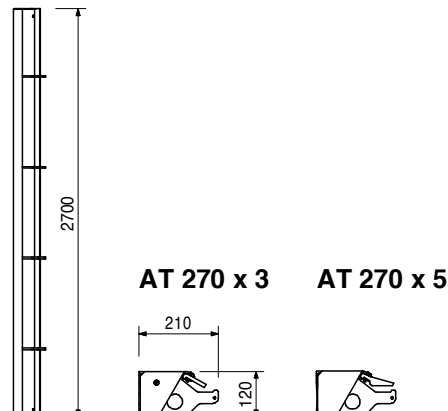
Item no.	Weight kg		
023061	26.500	Stopend Panels TRIO MT without waterstop	B
023062	30.400	Stopend Panel TRIO MT 270 x 20	118
023064	36.300	Stopend Panel TRIO MT 270 x 24/25	158
023065	41.300	Stopend Panel TRIO MT 270 x 30	218
		Stopend Panel TRIO MT 270 x 35/36	268



023074	29.200	Stopend Panels TRIO MTF with waterstop	B
023075	33.400	Stopend Panel TRIO MTF 270 x 20	118
023077	38.600	Stopend Panel TRIO MTF 270 x 24/25	158
023076	42.500	Stopend Panel TRIO MTF 270 x 30	218
		Stopend Panel TRIO MTF 270 x 35/36	268



023060	17.200	Stopend Panels TRIO AT	Note
105953	19.000	Stopend Panel TRIO AT 270 x 3	Concrete cover approx. 30 or 50 mm.
		Stopend Panel TRIO AT 270 x 5	

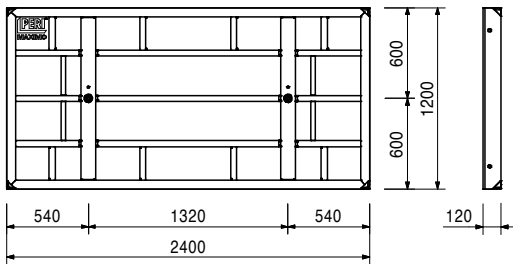
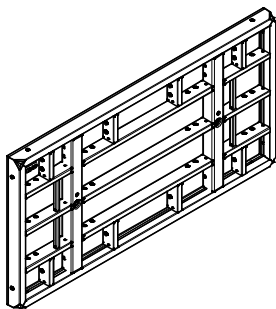


MAXIMO MX 15 Panel Formwork



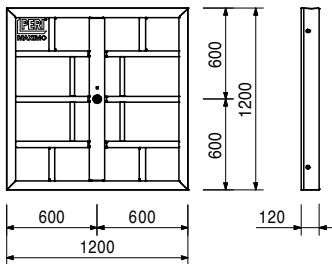
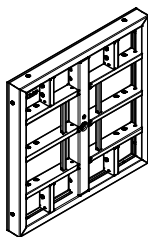
Item no.	Weight kg
112104	165.000

Panel MX 120 x 240
2.880 m². Panel with 18 mm plywood.



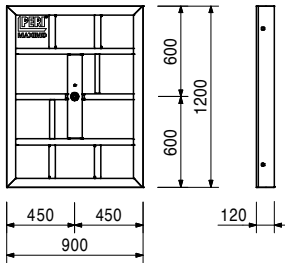
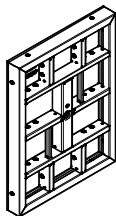
112143	90.800
--------	--------

Panel MX 120 x 120
1.440 m². Panel with 18 mm plywood.



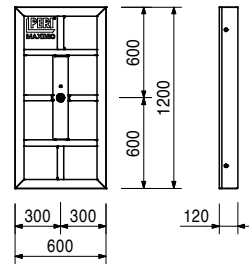
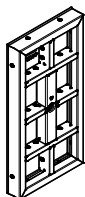
112152	67.700
--------	--------

Panel MX 120 x 90
1.080 m². Panel with 18 mm plywood.



112221	51.200
--------	--------

Panel MX 120 x 60
0.720 m². Panel with 18 mm plywood.

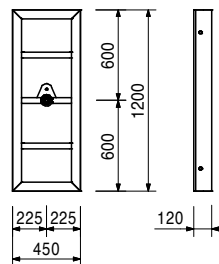
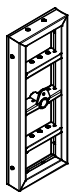


MAXIMO MX 15 Panel Formwork

Item no.	Weight kg
112232	37.100

Panel MX 120 x 45

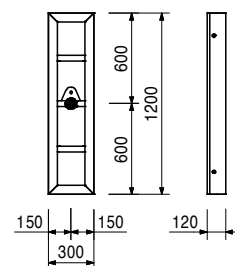
0.540 m². Panel with 18 mm plywood.



112239	28.900
--------	--------

Panel MX 120 x 30

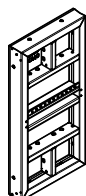
0.360 m². Panel with 18 mm plywood.



112850	53.400
--------	--------

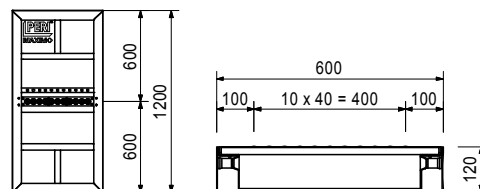
Multi Panel MXM 120 x 60

0.720 m². Panel with 18 mm plywood.
For oblique angles, wall connections etc.



Complete with

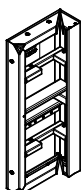
11 pc. 124895 PVC Plug MXM 15 Ø 18.3



115299	48.800
--------	--------

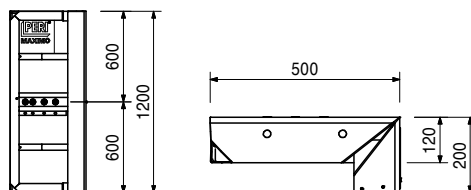
Inside Corner MXI 120 x 50/20

0.840 m². Panel with 18 mm plywood.
For 90° internal corners.



Complete with

4 pc. 124895 PVC Plug MXM 15 Ø 18.3

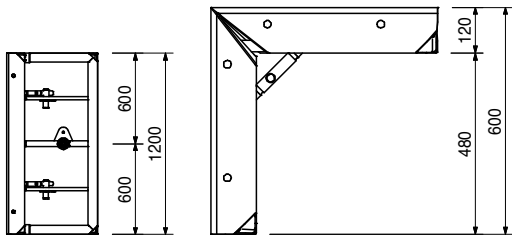
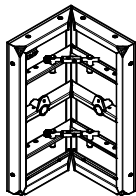


MAXIMO MX 15 Panel Formwork



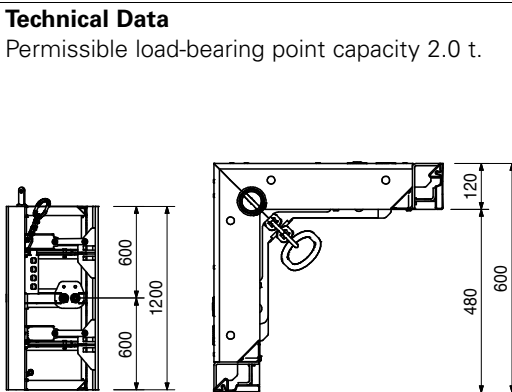

Item no.	Weight kg
112689	79.500

Inside Corner MXI 120 x 60
1.440 m². Panel with 18 mm plywood.
For 90° internal corners.



117915	139.000
--------	---------

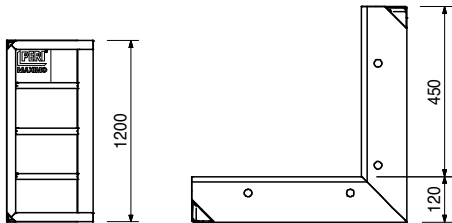
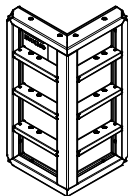
Shaft Corner MXSE 120
Panel for forming 90° inside corners along with striking and moving complete internal shaft formwork units.



Technical Data
Permissible load-bearing point capacity 2.0 t.

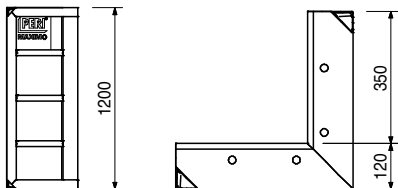
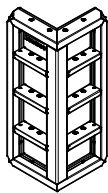
112830	74.500
--------	--------

Outside Corner MXA 120 x 45
1.080 m². Panel with 18 mm plywood.
For 90° external corners.



112761	65.600
--------	--------

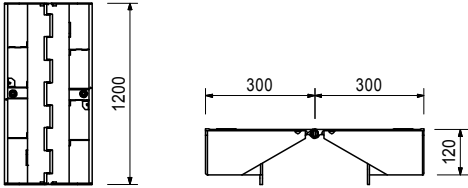
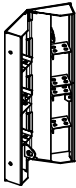
Outside Corner MXA 120 x 35
0.840 m². Panel with 18 mm plywood.
For 90° external corners.



MAXIMO MX 15 Panel Formwork

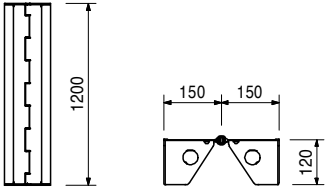
Item no.	Weight kg
113246	31.200

Articulated Corner MXGI 120
0.720 m². Made of aluminium, for oblique angles from 75° upwards, internal.



111850	19.000
--------	--------

Articulated Corner MXGA 120
0.360 m². Made of aluminium, for oblique angles from 75° upwards, external.



		Wall Thickness Compensations MX 120
114212	6.420	Wall Thickness Comp. MX 120 x 4
114191	6.980	Wall Thickness Comp. MX 120 x 5
114181	7.480	Wall Thickness Comp. MX 120 x 6
114142	4.510	Wall Thickness Comp. MX 120 x 10, Alu

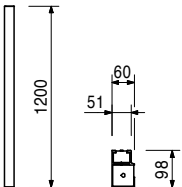
For adjusting to wall thicknesses.



B
40
50
60
100

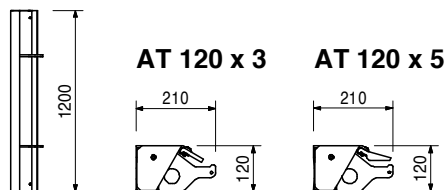
101823	3.590
--------	-------

Filler Profile TPP 120, Alu
For compensation with 21 mm filler plates.

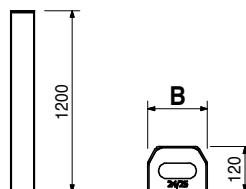


MAXIMO MX 15 Panel Formwork

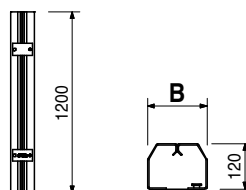
Item no.	Weight kg		
023067	7.790	Stopend Panels TRIO AT	Note Concrete cover approx. 30 mm.
105978	8.590	Stopend Panel TRIO AT 120 x 3	
		Stopend Panel TRIO AT 120 x 5	
		External piece for stopend formwork.	



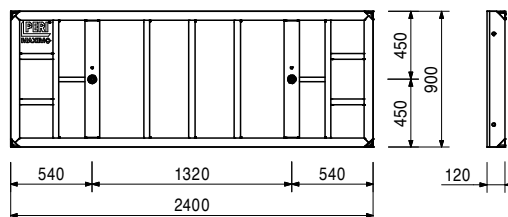
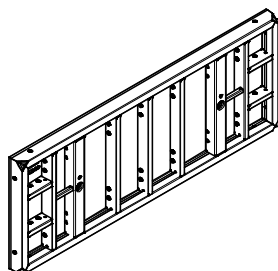
			B
023068	11.800	Stopend Panels TRIO MT	118
023069	13.500	Stopend Panel TRIO MT 120 x 20	158
023071	16.300	Stopend Panel TRIO MT 120 x 24/25	218
023072	18.500	Stopend Panel TRIO MT 120 x 30	268
		Stopend Panel TRIO MT 120 x 35/36	
		Centre piece without waterstop bar installation for stopend formwork.	



			B
023081	12.800	Stopend Panels TRIO MTF	118
023080	14.700	Stopend Panel TRIO MTF 120 x 20	158
023078	16.800	Stopend Panel TRIO MTF 120 x 24/25	218
023079	18.600	Stopend Panel TRIO MTF 120 x 30	268
		Stopend Panel TRIO MTF 120 x 35/36	
		Centre piece with waterstop bar installation for stopend formwork.	



112115	120.000	Panel MX 90 x 240	2.160 m ² . Panel with 18 mm plywood.
--------	---------	--------------------------	--------------------------------------------------

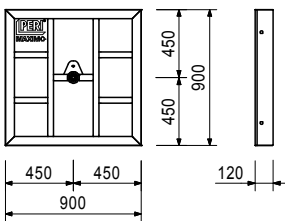
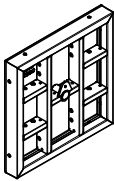


MAXIMO MX 15 Panel Formwork



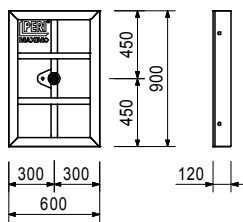
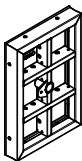
Item no.	Weight kg	
112252	48.900	Panel MX 90 x 90

0.810 m². Panel with 18 mm plywood.



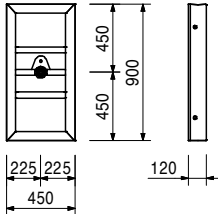
112259	36.600	Panel MX 90 x 60
--------	--------	-------------------------

0.540 m². Panel with 18 mm plywood.



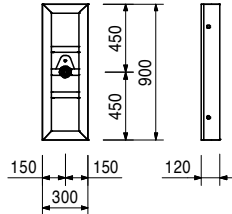
112265	31.100	Panel MX 90 x 45
--------	--------	-------------------------

0.405 m². Panel with 18 mm plywood.



112271	23.400	Panel MX 90 x 30
--------	--------	-------------------------

0.270 m². Panel with 18 mm plywood.



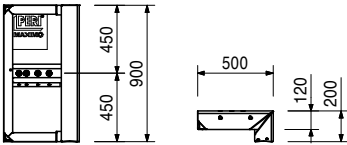
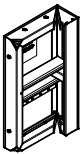
MAXIMO MX 15 Panel Formwork



Item no.	Weight kg
115307	36.400

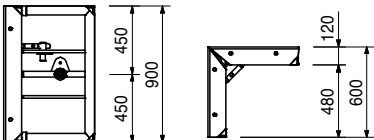
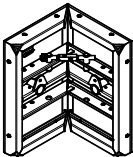
Inside Corner MXI 90 x 50/20
0.630 m². Panel with 18 mm plywood.
For 90° internal corners.

Complete with
4 pc. 124895 PVC Plug MXM 15 Ø 18.3



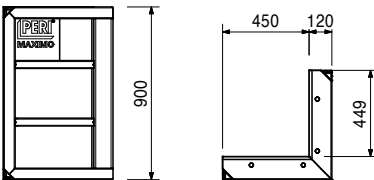
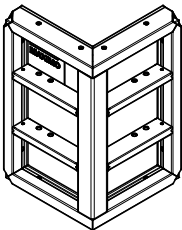
112715	64.600
--------	--------

Inside Corner MXI 90 x 60
1.080 m². Panel with 18 mm plywood.
For 90° internal corners.



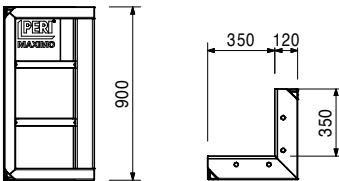
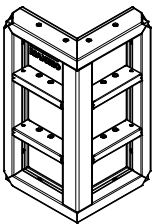
126923	58.000
--------	--------

Outside Corner MXA 90 x 45
0.808 m². Panel with 18 mm plywood. For 90° external corners.



126917	50.800
--------	--------

Outside Corner MXA 90 x 35
0.630 m². Panel with 18 mm plywood. For 90° external corners.



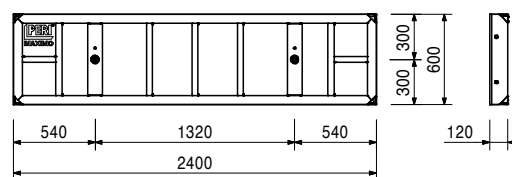
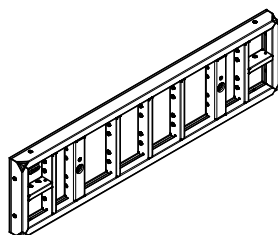
MAXIMO MX 15 Panel Formwork



Item no.	Weight kg
112126	89.100

Panel MX 60 x 240

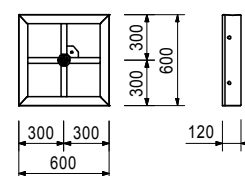
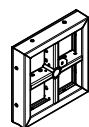
1.440 m². Panel with 18 mm plywood.



112280	28.400
--------	--------

Panel MX 60 x 60

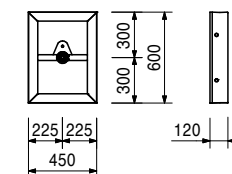
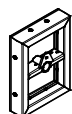
0.360 m². Panel with 18 mm plywood.



112286	21.900
--------	--------

Panel MX 60 x 45

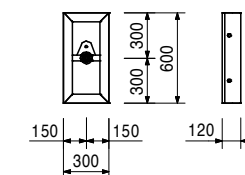
0.270 m². Panel with 18 mm plywood.



112292	16.200
--------	--------

Panel MX 60 x 30

0.180 m². Panel with 18 mm plywood.



115315	29.600
--------	--------

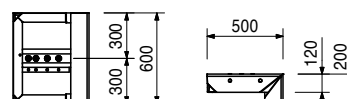
Inside Corner MXI 60 x 50/20

0.420 m². Panel with 18 mm plywood.
For 90° internal corners.



Complete with

4 pc. 124895 PVC Plug MXM 15 Ø 18.3

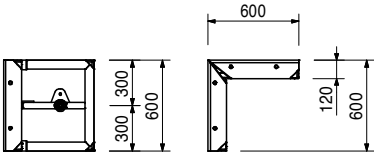
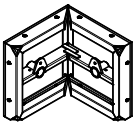


MAXIMO MX 15 Panel Formwork



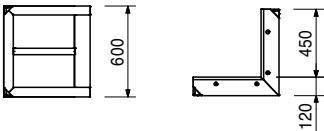
Item no.	Weight kg
112726	44.000

Inside Corner MXI 60 x 60
0.720 m². Panel with 18 mm plywood.
For 90° internal corners.



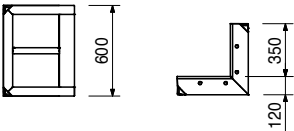
112837	41.300
--------	--------

Outside Corner MXA 60 x 45
0.540 m². Panel with 18 mm plywood.
For 90° external corners.



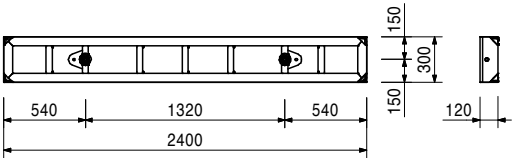
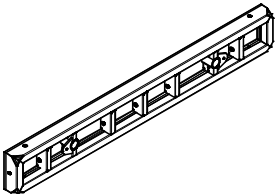
112778	36.000
--------	--------

Outside Corner MXA 60 x 35
0.420 m². Panel with 18 mm plywood.
For 90° external corners.



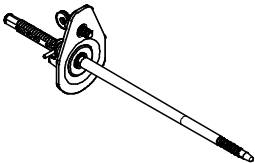
112133	55.700
--------	--------

Panel MX 30 x 240
0.720 m². Panel with 18 mm plywood.

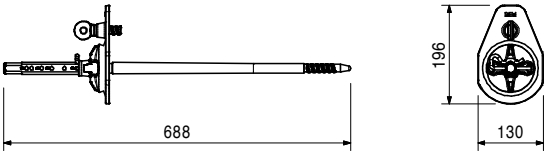


113847	4.030
--------	-------

Tie MX 15, 15 – 25
For wall thicknesses 15 – 25 cm.



Note
Spray with release agent before every use to ensure easier striking.
Technical Data
Permissible tension force 90 kN.



MAXIMO MX 15 Panel Formwork

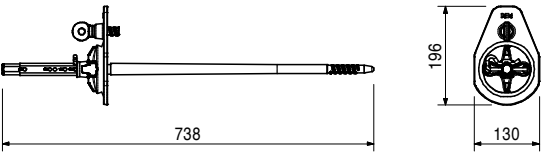
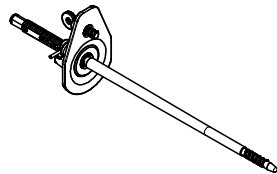


Item no.	Weight kg
112387	4.170

Tie MX 15, 20 – 30
For wall thicknesses 20 – 30 cm.

Note
Spray with release agent before every use to ensure easier striking.

Technical Data
Permissible tension force 90 kN.

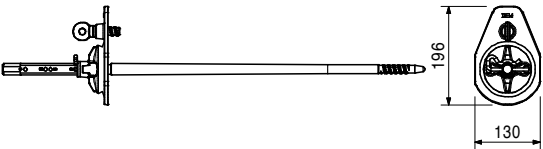
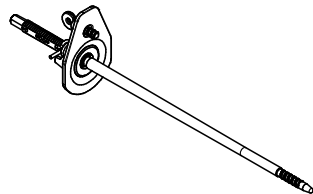


112464	4.430
--------	-------

Tie MX 15, 30 – 40
For wall thicknesses 30 – 40 cm.

Note
Spray with release agent before every use to ensure easier striking.

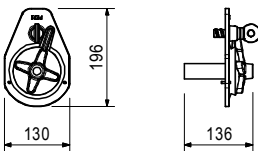
Technical Data
Permissible tension force 90 kN.



112386	2.580
--------	-------

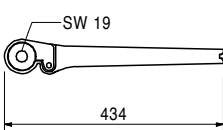

Wingnut MX 15
Counter nut for Tie MX.

Technical Data
Permissible tension force 90 kN.



116841	1.450
--------	-------

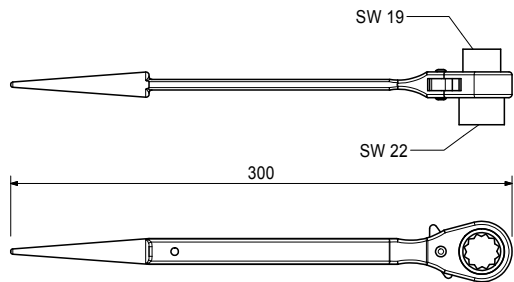
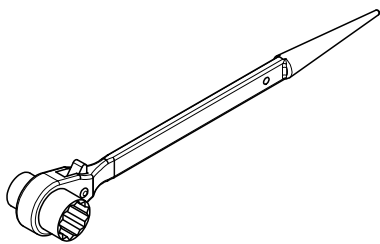
Tie Spanner MX 15
For easy release of the MX Tie.



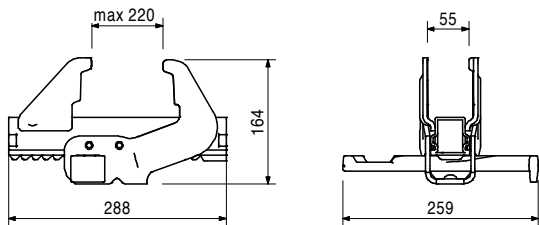
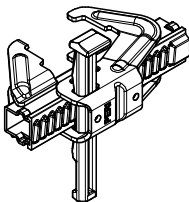
MAXIMO MX 15 Panel Formwork



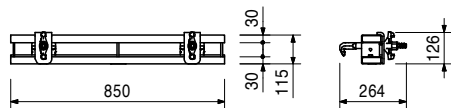
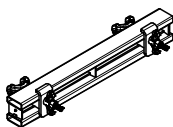
Item no.	Weight kg	
796061	0.450	Scaffold Builders Ratchet



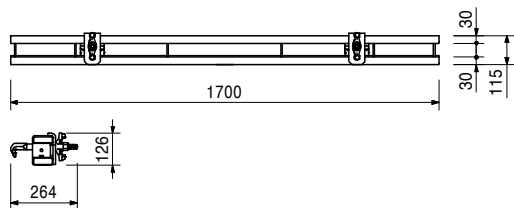
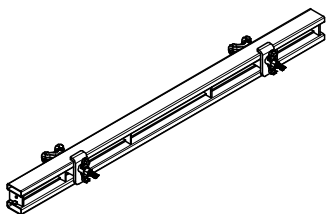
023500	4.580	Alignment Coupler BFD, galv. For all panel connections for MAXIMO, TRIO and RUNDFLEX. Fillers up to 10 cm.	Technical Data Permissible tension force 20.0 kN.
--------	-------	----------------------------------------------------------------------------------------------------------------------	-------------------------------------------------------------



124941	14.100	Waler MAR 85-3 For longitudinal compensation, height extensions, stopend formwork and special applications with MAXIMO. With captive connecting components.	Technical Data Permissible bending moment 3.9 kNm.
--------	--------	-----------------------------------------------------------------------------------------------------------------------------------------------------------------------	--------------------------------------------------------------

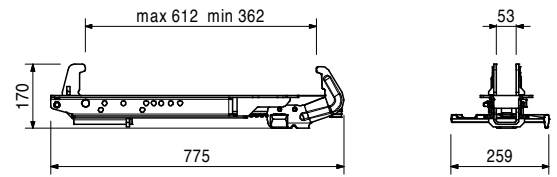
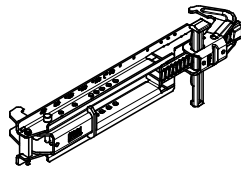


124942	23.400	Waler MAR 170-3 For longitudinal compensation, height extensions, stopend formwork and special applications with MAXIMO. With captive connecting components.	Technical Data Permissible bending moment 3.9 kNm.
--------	--------	------------------------------------------------------------------------------------------------------------------------------------------------------------------------	--------------------------------------------------------------



Item no.	Weight kg
127732	11.000

Stopend Waler MX 15 - 40



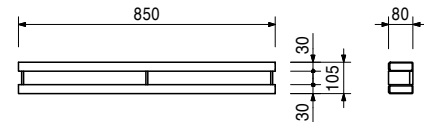
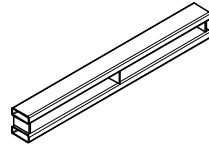
023551	8.520
--------	-------

Waler 85

Corresponds to Compensation Waler TAR 85 but without mounting hooks.

Technical Data

Permissible bending moment 4.4 kNm.



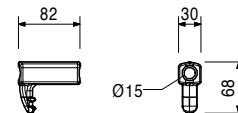
023820	0.375
--------	-------

Hook Tie Head DW 15, galv.

For connecting accessories to MAXIMO and TRIO Panels. DW 15 thread.

Technical Data

Permissible tension force 20.0 kN.



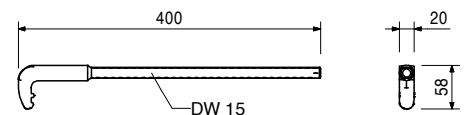
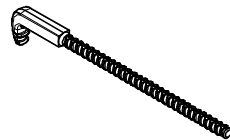
023650	0.769
--------	-------

Hook Tie DW 15, l = 400 mm, galv.

For connecting accessories to MAXIMO and TRIO Panels. DW 15 thread.

Technical Data

Permissible tension force 20.0 kN.



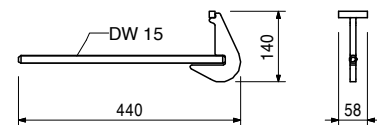
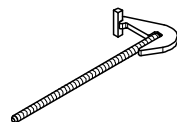
023640	1.140
--------	-------

Bulkhead Tie TS, galv.

For force application from the stopend formwork in MAXIMO and TRIO panels. DW 15 thread.

Technical Data

Permissible tension force 20.0 kN.

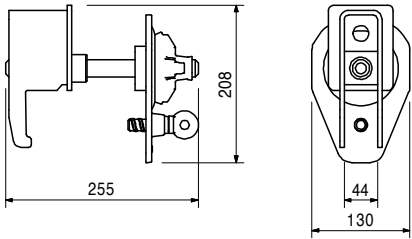
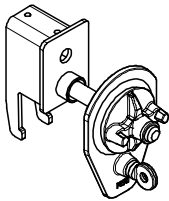


MAXIMO MX 15 Panel Formwork



Item no.	Weight kg
115640	5.980

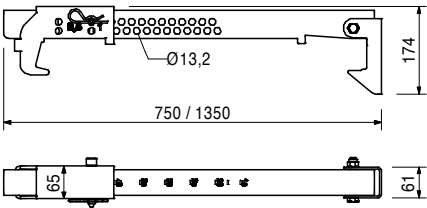
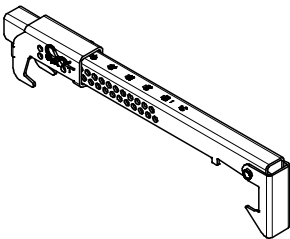
Bulkhead Tie MX DW 20
For forming wall offsets with MAXIMO in connection with the Multi Panel MXM.



115350	6.310
123842	9.070

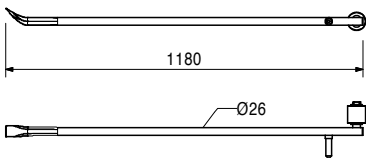
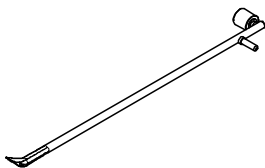
Tension and Compression Braces MX
Tension and Compression Brace MX 15 – 40
Tension and Compression Brace MX 15 – 100
For use with MAXIMO and TRIO.

Complete with
1 pc. 115331 Bolt Ø 12 x 96, galv.
1 pc. 018060 Cotter Pin 4/1, galv.
Note
Adjustable in 0.5-cm-increments from 15 to 40 cm and in 0.5-cm-increments from 15 to 100 cm.
Technical Data
Permissible tension and compressive force 9 kN.



112588	5.520
--------	-------

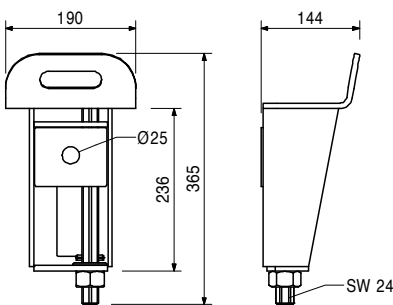
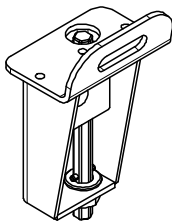
Stripping Bar TRIO



101633	10.700
--------	--------

Adjusting Bracket MX
For erecting PERI Panel Formwork up to h = 4.50 m.

Note
Follow Instructions for Use!
Height Adjustment ± 5 cm.



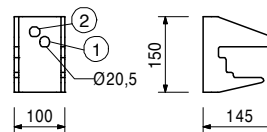
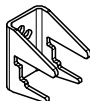
Item no.	Weight kg
023630	2.080

Top Tie Bracket-2 AH, galv.

For grid-independent anchoring outside of the panel, especially for foundations and height extensions.

Technical Data

Permissible anchor tension force:
Hole 1 = 30 kN
Hole 2 = 15 kN



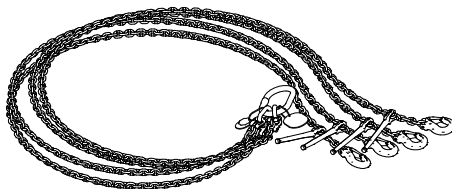
117321	31.000
--------	--------

Lifting Gear Combi MX

For transporting stacks of MAXIMO and TRIO Panels. For attaching Lifting Hook MAXIMO 1.5 t and Stacking Device MAXIMO.

Note

Follow Instructions for Use!



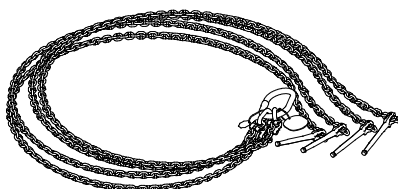
117322	25.000
--------	--------

Lifting Gear MX

For transporting stacks of MAXIMO and TRIO Panels.

Note

Follow Instructions for Use!



115168	7.460
--------	-------

Lifting Hook MAXIMO 1.5 t

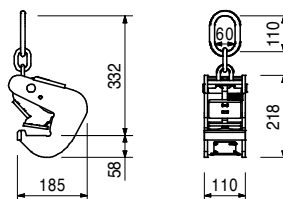

For transporting MAXIMO and TRIO Panels.

Note

Follow Instructions for Use!

Technical Data

Permissible load-bearing capacity:
Steel elements 1.5 t
Alu elements 750 kg



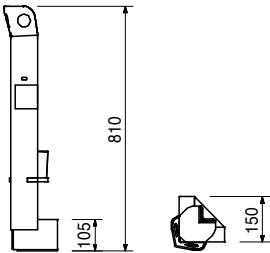
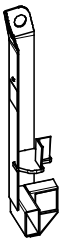
MAXIMO MX 15 Panel Formwork



Item no.	Weight kg
115058	7.450

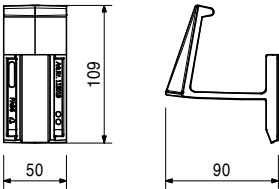
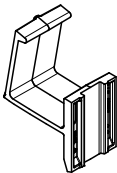
Stacking Device MAXIMO
For stacking and transportation of 2 – 5 MAXIMO or TRIO Panels of all sizes. Suitable for crane and fork-lift transport.

Note
Follow Instructions for Use!
Technical Data
Permissible load-bearing capacity 650 kg per post, 2.6 t per stack.



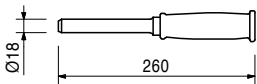
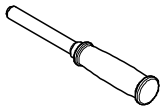
113019	0.062
--------	-------

Stacking Device MX
For easy stacking of MAXIMO Panels.



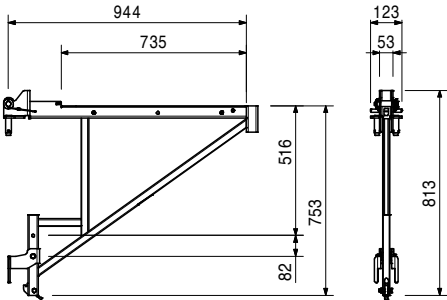
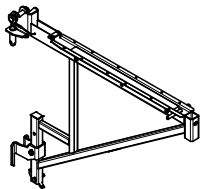
023440	0.312
--------	-------

Lifting Pin TRIO
For easy carrying of TRIO Panels.



126356	10.200
--------	--------

Scaffold Bracket MXK
For assembly of a working and concreting scaffold with MAXIMO and TRIO.



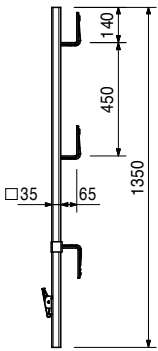
Accessories
Guardrail Post MXK

126360	4.920
--------	-------

MAXIMO MX 15 Panel Formwork

Item no.	Weight kg
126360	4.920

Guardrail Post MXK
As guardrail for MAXIMO and TRIO.

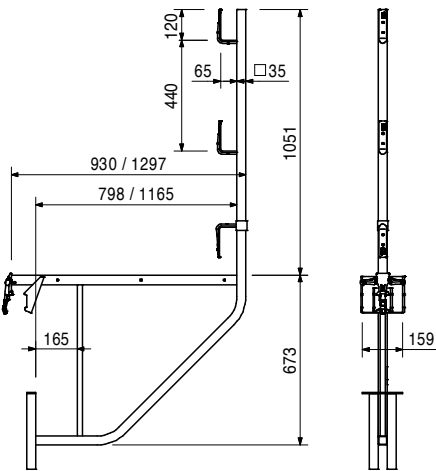
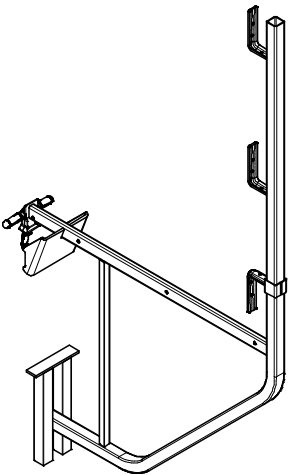


023670	12.600
023680	16.700

Scaffold Brackets TRG
Scaffold Bracket TRG 80
Scaffold Bracket TRG 120

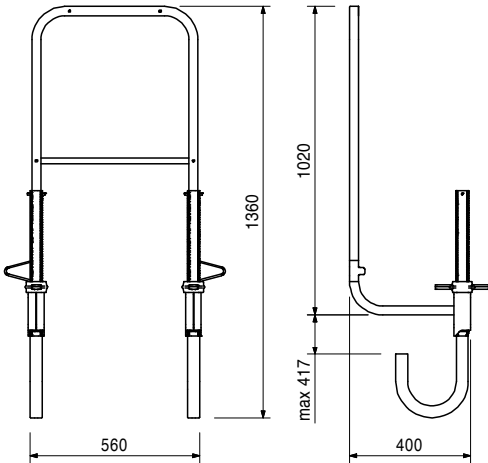
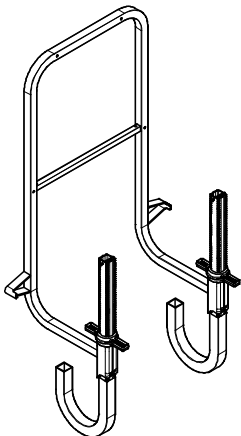
For assembly of a working and concreting scaffold with MAXIMO and TRIO. Mounted on horizontal and vertical struts.

Technical Data
Permissible load 150 kg/m²
with maximum width of influence 1.35 m.



065066	15.100
--------	--------

End Guardrail Frame 55
Clampable end guardrail for all PERI Scaffold Platforms and Climbing Systems.

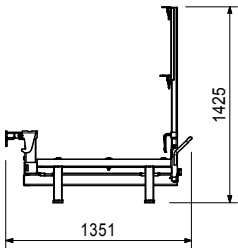
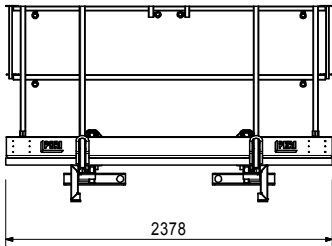
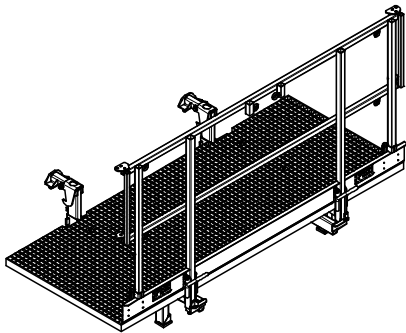


MAXIMO MX 15 Panel Formwork



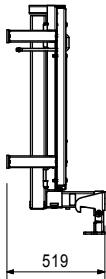
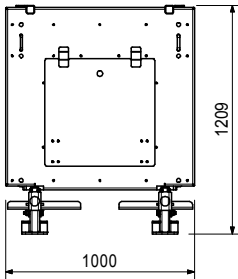
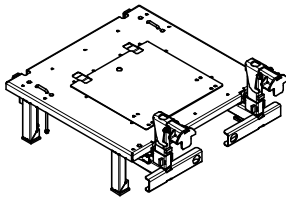
Item no.	Weight kg
127273	192.000

Concreting Platform MX 100 x 240
Working and concreting platform for MAXIMO and TRIO. Attached from above to the panel, selfsecuring.



127885	71.600
--------	--------

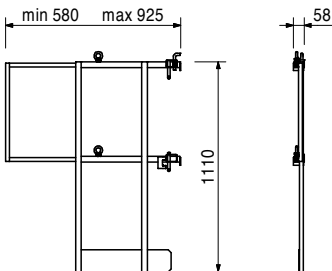
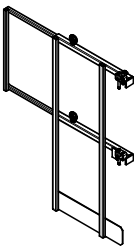
Concreting Platform Hatch MX 100 x 100
Working and concreting platform for MAXIMO and TRIO. Attached from above to the panel, selfsecuring.



115945	10.700
115946	10.700

End Guardrails MXP
End Guardrail MXP left
End Guardrail MXP right
For MAXIMO Platforms MXP.
Drawing shows End Guardrail MXP left.

Complete with
2 pc. 722802 Eye Bolt M10 DIN 580, galv.



MAXIMO MX 15 Panel Formwork



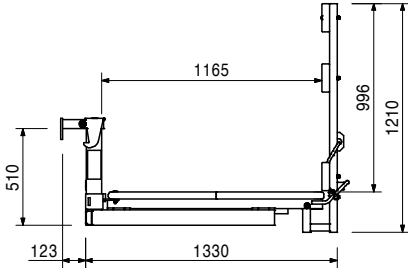
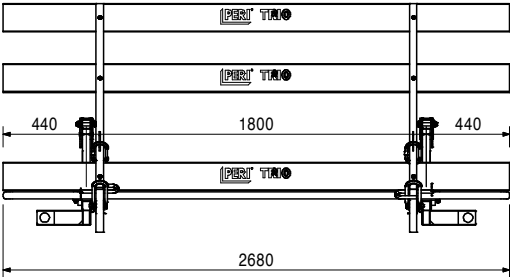
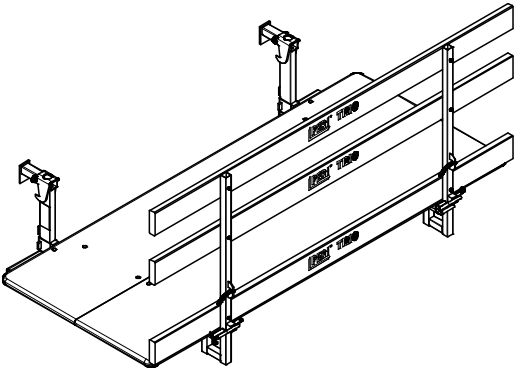
Item no.	Weight kg
022950	129.000

Concreting Platform TRIO 120 x 270

Working and concreting platform for MAXIMO and TRIO. Attached from above to the panel, self-securing.

Technical Data

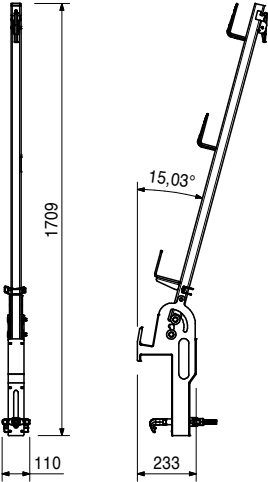
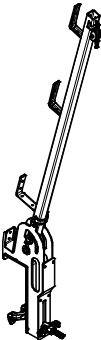
Permissible load 150 kg/m².



129960	12.100
--------	--------

Opposite Guardrail Holder MX

As guardrail for MAXIMO and TRIO.

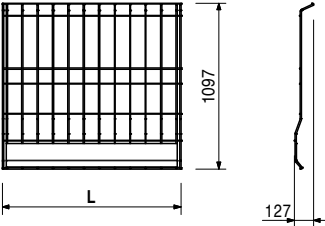
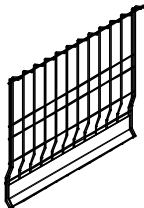


126381	7.140
126376	9.260
126371	17.700

Side Mesh Barriers PMB

Side Mesh Barrier PMB 90
Side Mesh Barrier PMB 120
Side Mesh Barrier PMB 240

L
900
1180
2400




MAXIMO MX 15 Panel Formwork

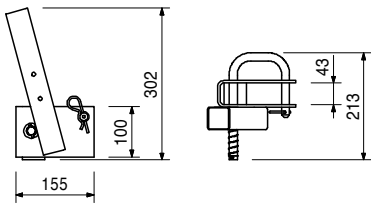


Item no.	Weight kg
101592	2.810

Guardrail Post Holder TRIO
For assembling of a guardrail to TRIO Panels.



Complete with
1 pc. 018060 Cotter Pin 4/1, galv.

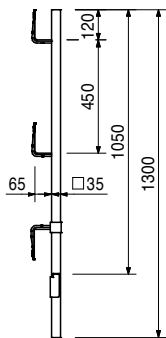


116292	4.720
--------	-------

Accessories
Guardrail Post HSGP-2

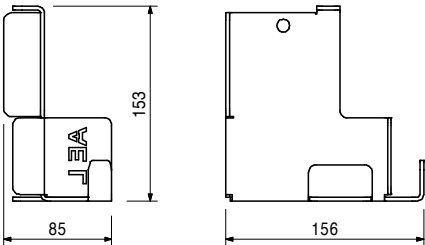
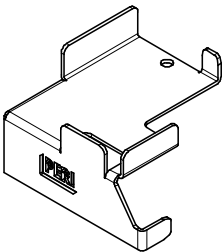
116292	4.720
--------	-------

Guardrail Post HSGP-2
As guardrail for different systems.



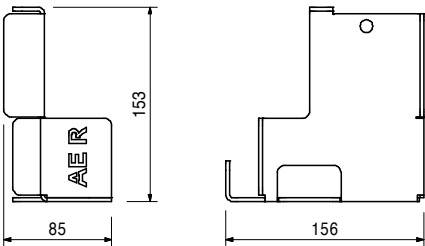
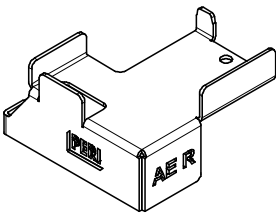
118103	0.700
--------	-------

Stacking Device L MXA



118105	0.699
--------	-------

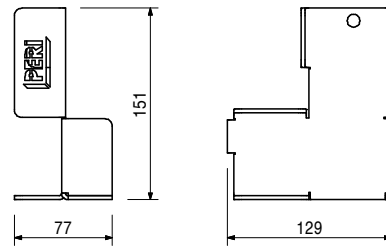
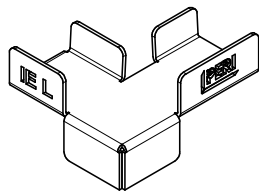
Stacking Device R MXA



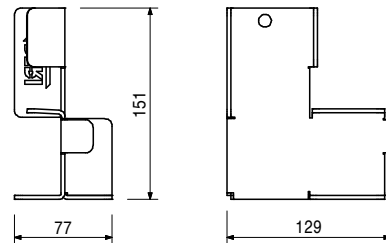
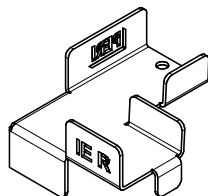
MAXIMO MX 15 Panel Formwork



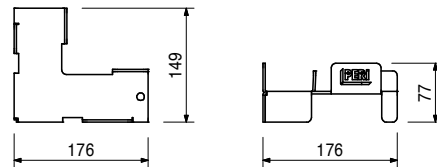
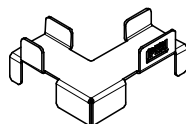
Item no.	Weight kg	
118110	0.614	Stacking Device L MXI



118112	0.613	Stacking Device R MXI
--------	-------	------------------------------



118100	0.652	Stacking Device MX Flat for Shaft Corner MXSE
--------	-------	------------------------------------------------------



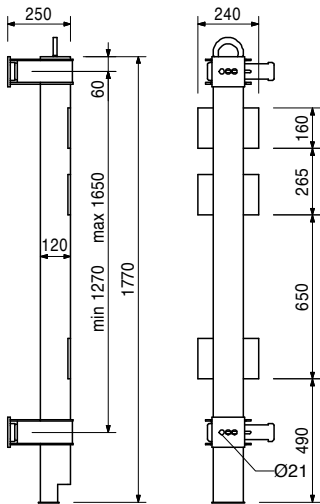
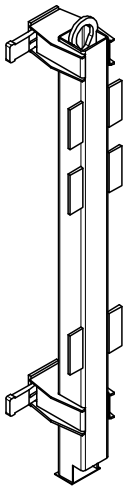
MAXIMO MX 15 Panel Formwork



Item no.	Weight kg
027680	49.600

Connector SB-1, 2 - MX/TR/D
For assembly of Brace Frame SB-1, 2 to MAXIMO, TRIO and DOMINO Panels.

Technical Data
Permissible load-bearing point capacity 1.0 t with crane sling angle $\leq 15^\circ$.

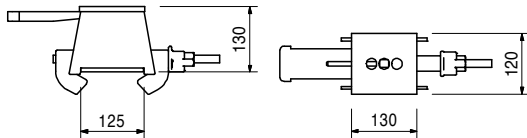
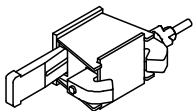


Accessories
Bolt SB-TRIO/DOMINO, galv.
Hook Strap for SB-1, 2
Bolt SB-MAXIMO, galv.
Sleeve SB-MAXIMO, galv.
Sleeve SB-MAXIMO WDMX

027690	0.368
027590	2.400
113255	0.414
114107	1.190
114417	1.400

Connector SB-A, B, C - MX/TR/D
For connecting MAXIMO, TRIO and DOMINO Panels with Brace Frames SB-A0, A, B, C.

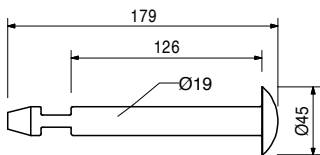
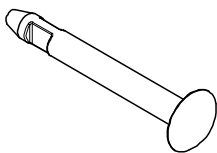
Note
1 piece per anchor point.



Accessories
Bolt SB-TRIO/DOMINO, galv.
Bolt SB-MAXIMO, galv.
Sleeve SB-MAXIMO, galv.
Sleeve SB-MAXIMO WDMX

027690	0.368
113255	0.414
114107	1.190
114417	1.400

Bolt SB-MAXIMO, galv.
For connecting MAXIMO Panels with Brace Frame SB.



Accessories
Sleeve SB-MAXIMO, galv.
Sleeve SB-MAXIMO WDMX

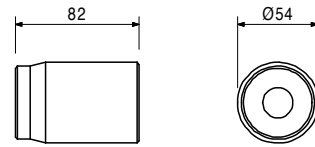
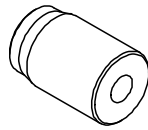
114107	1.190
114417	1.400

MAXIMO MX 15 Panel Formwork

Item no.	Weight kg
114107	1.190

Sleeve SB-MAXIMO, galv.
For connecting MAXIMO Panels with Brace Frame SB.

Note
For use with Sealing Sleeve MX Ø 16 item-no. 112342 and Nut Sealing Sleeve MX Ø 16 item-no. 112338.



Accessories

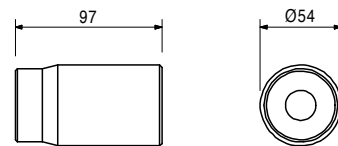
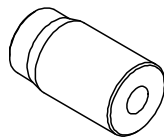
113255	0.414
114417	1.400

Bolt SB-MAXIMO, galv.
Sleeve SB-MAXIMO WDMX

114417	1.400
--------	-------

Sleeve SB-MAXIMO WDMX
For connecting MAXIMO Panels to Brace Frames SB.

Note
For use with Sealing Sleeve MX 15 item-no. 123603 and Sealing Sleeve MX 18 item-no. 123604.



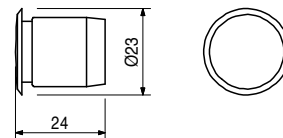
Accessories

113255	0.414
--------	-------

Bolt SB-MAXIMO, galv.

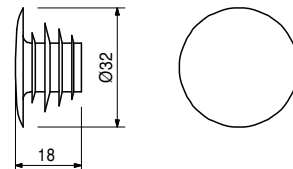
124895	0.002
--------	-------

PVC Plug MXM 15 Ø 18.3
For MAXIMO Multi Panel MXM, Internal Corners 50/20 and standard panels for single faced use.



114300	0.002
--------	-------

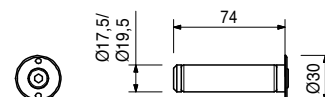

PVC Plug MX 15 Ø 17,5 – 22
For closing MX Tie Holes in the concrete.



126991	0.066
126988	0.077

Stoppers MX 15
Stopper MX 15 - 75 MF-S
Stopper MX 15 - 75 MF-L
For closing MX Tie Holes in the concrete.

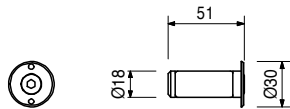
Note
For use with pressing water (waterproof concrete). Test report available!



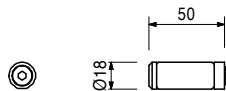
MAXIMO MX 15 Panel Formwork



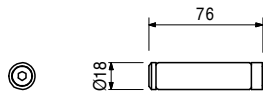
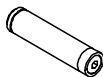
Item no.	Weight kg		
127064	0.050	Stopper MX 15 – 50 MF-LS For closing MX Tie Holes in the concrete.	Note For use with non-pressing water.



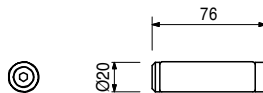
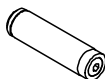
127065	0.046	Stopper MX 15 – 50 OF-LS For closing MX Tie Holes in the concrete if the flange should not be visible.	Note For use with non-pressing water.
--------	-------	------------------------------------------------------------------------------------------------------------------	-------------------------------------------------



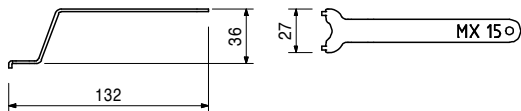
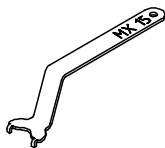
126997	0.062	Stopper MX 15 – 75 OF-S	
--------	-------	--------------------------------	--



126995	0.073	Stopper MX 15 – 75 OF-L	
--------	-------	--------------------------------	--



126999	0.037	Stud Spanner MX 15-2 Packaging units contain Stoppers MX 15.	
--------	-------	------------------------------------------------------------------------	--



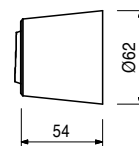
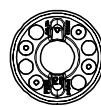
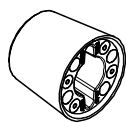
Item no.	Weight kg
112937	0.173

Sealing Cone MX 15

For use with MAXIMO. Use with Anchor MX.

Note

For use with waterproofed concrete or architectural concrete.



Accessories

126696	1.220
--------	-------

Magnet Cone Spanner MX 15 / MX 18

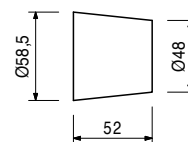
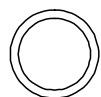
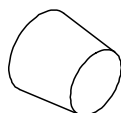
031643	0.241
--------	-------

DK Concrete Cone UNI 58/52

For closing anchor points with DK Sealing Cone DW 15/55, DW 20/55, DW 26/55, SK Anchor Cone DW 15, Magnet Cone MX 15 - 55, Magnet Cone MX 18 - 55, Arch. Leading Cone M24.

Note

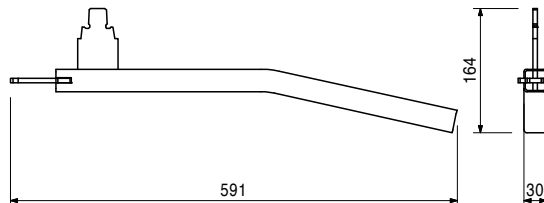
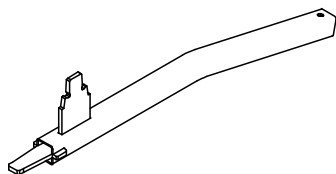
Delivery unit 50 pieces.



126696	1.220
--------	-------

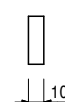
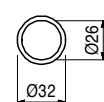
Magnet Cone Spanner MX 15 / MX 18

For dismantling of Magnet Cone MX 15 and MX 18.



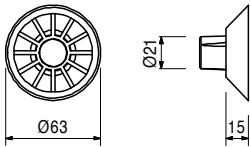
114592	0.021
--------	-------

Spacer MX 15 – 10 mm



Item no.	Weight kg
125299	0.013

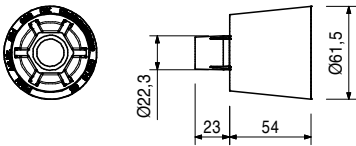
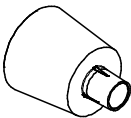
Cone MX DR 22/2
For the use of DW 15 Tie Rods.
Fitts for Spacer Tubes DR 22.



031636	0.063
--------	-------

DK Cone DW 15/55
For waterproof, fire-resistant and soundproof anchor points with Tie Rod DW 15.
Used with Spacer Tube rough 22.

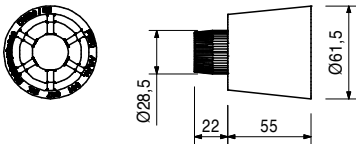
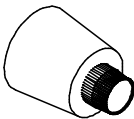
Note
Delivery unit 50 pieces.



031637	0.055
--------	-------

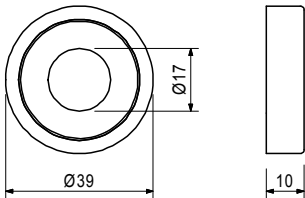
DK Cone DW 20/55
For waterproof, fire-resistant and soundproof anchor points with Tie Rod DW 20. Use with Spacer Tube rough 28.

Note
Delivery unit 50 pieces.



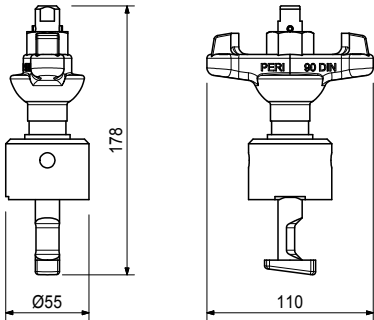
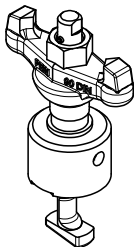
123603	0.016
--------	-------

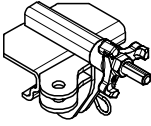
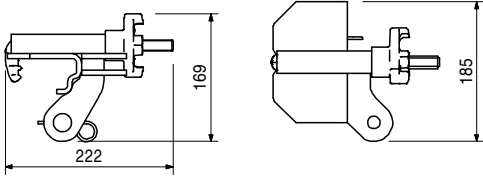
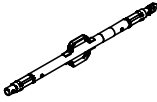
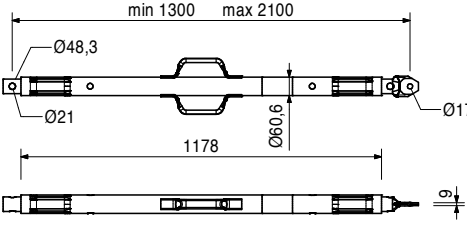
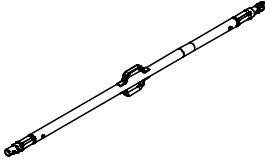
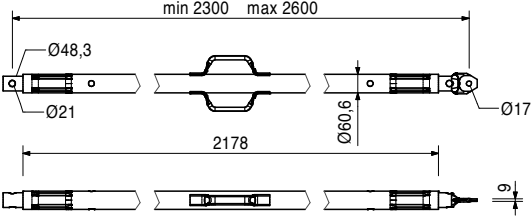
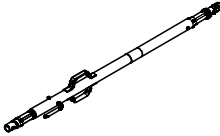
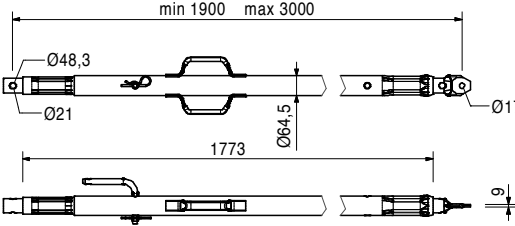
Sealing MX 15



125337	1.390
--------	-------

Extraction Tool MX Sealing
For remove of the Sealing Sleeve.



Item no.	Weight kg		
023660	3.300	Brace Connector TRIO, galv. For connecting push-pull props and kicker braces to MAXIMO and TRIO Panels. Mounted on vertical and horizontal struts.	Complete with 1 pc. 027170 Pin Ø 16 x 42, galv. 1 pc. 018060 Cotter Pin 4/1, galv.
			
117466	10.600	Push-Pull Prop RS 210, galv. Extension length $l = 1.30 - 2.10$ m. For aligning PERI Formwork Systems and precast concrete elements.	Note Permissible load see PERI Design Tables.
			
118238	12.100	Push-Pull Prop RS 260, galv. Extension length $l = 2.30 - 2.60$ m. For aligning PERI Formwork Systems and precast concrete elements.	Note Permissible load see PERI Design Tables.
			
117467	15.500	Push-Pull Prop RS 300, galv. Extension length $l = 1.90 - 3.00$ m. For aligning PERI Formwork Systems and precast concrete elements.	Note Permissible load see PERI Design Tables.
			

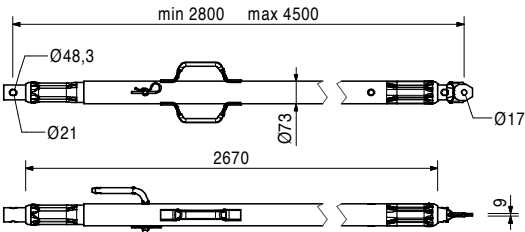
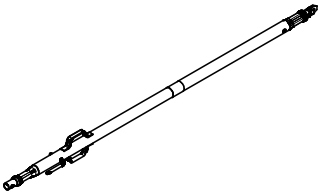
MAXIMO MX 15 Panel Formwork



Item no.	Weight kg
117468	23.000

Push-Pull Prop RS 450, galv.
Extension length l = 2.80 – 4.50 m.
For aligning PERI Formwork Systems and precast concrete elements.

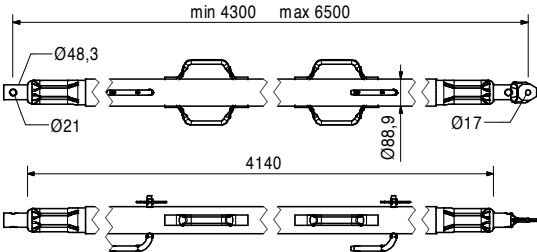
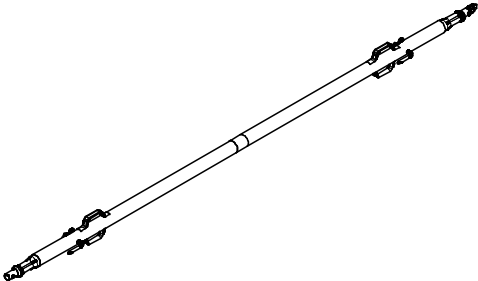
Note
Permissible load see PERI Design Tables.



117469	39.900
--------	--------

Push-Pull Prop RS 650, galv.
Extension length l = 4.30 – 6.50 m.
For aligning PERI Formwork Systems and precast concrete elements.

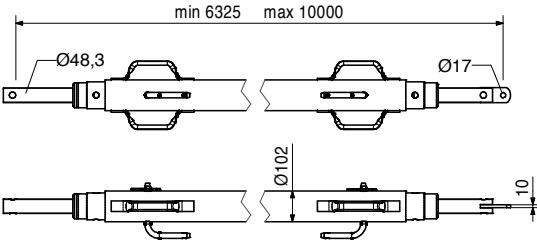
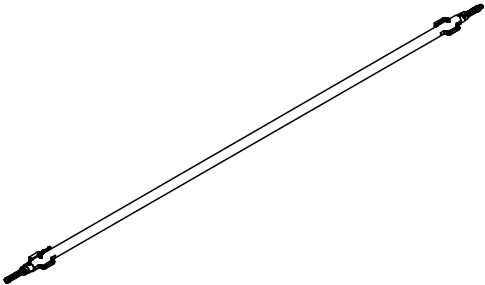
Note
Permissible load see PERI Design Tables.



028990	115.000
--------	---------

Push-Pull Prop RS 1000, galv.
Extension length l = 6.40 – 10.00 m.
For aligning PERI Formwork Systems.

Note
Permissible load see PERI Design Tables.



MAXIMO MX 15 Panel Formwork

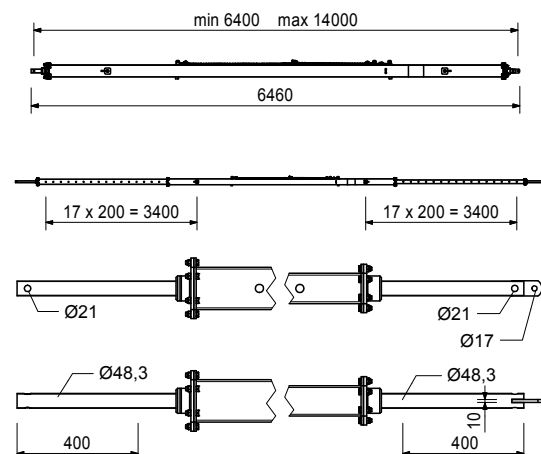
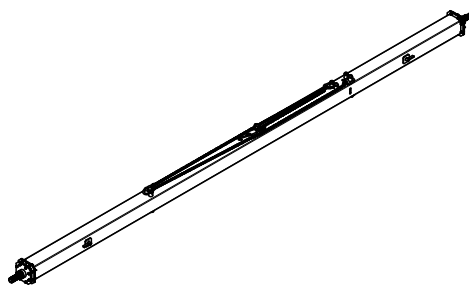


Item no.	Weight kg
103800	271.000

Push-Pull Prop RS 1400, galv.
Extension length $l = 6.40 - 14.00$ m.
For aligning PERI Formwork Systems.

Note

Permissible load see PERI Design Tables.
Chain can be operated from bottom.

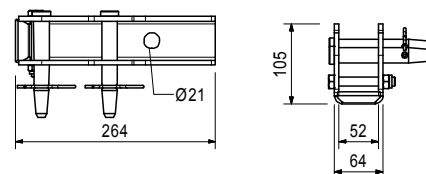
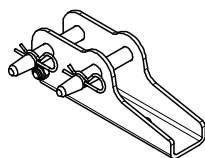


126666	3.070
--------	-------

Base Plate-3 for RS 210 - 1400
For assembly of Push-Pull Props RS 210, 260, 300, 450, 650, 1000 and 1400.

Complete with

2 pc. 105400 Pin Ø 20 x 140, galv.
2 pc. 018060 Cotter Pin 4/1, galv.
1 pc. 113063 Bolt ISO 4014 M12 x 80-8.8, galv.
1 pc. 113064 Hex Nut ISO7042-M12-8-G, galv.



Accessories

124777	0.210
--------	-------

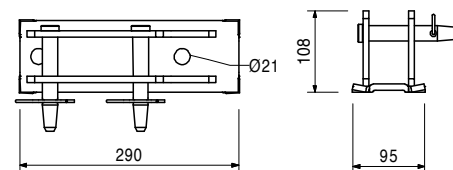
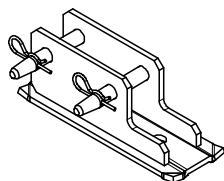
Anchor Bolt PERI 14/20 x 130

102018	4.880
--------	-------

Base Plate-2 for RS 1000/1400, galv.
For assembly of Push-Pull Props RS 210, 260, 300, 450, 650, 1000, 1400 and Heavy Duty Spindles.

Complete with

2 pc. 105400 Pin Ø 20 x 140, galv.
2 pc. 018060 Cotter Pin 4/1, galv.



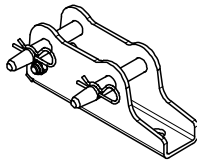
MAXIMO MX 15 Panel Formwork



Item no.	Weight kg
117343	3.250

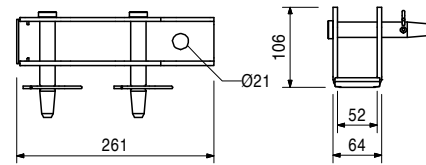
Base Plate-2 for RS 210 - 1400, galv.

For assembly of Push-Pull Props RS 210, 260, 300, 450, 650, 1000 and 1400.



Complete with

2 pc. 105400 Pin Ø 20 x 140, galv.
2 pc. 018060 Cotter Pin 4/1, galv.



Accessories

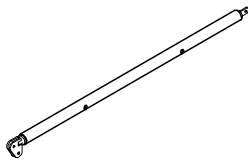
124777	0.210
--------	-------

Anchor Bolt PERI 14/20 x 130

028010	17.900
--------	--------

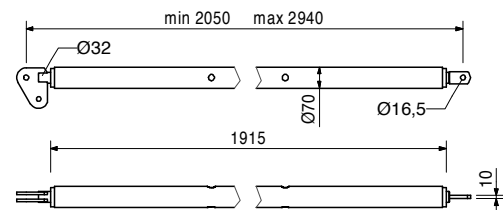
Push-Pull Prop RSS I

Extension length $l = 2.05 - 2.94$ m.
For aligning PERI Formwork Systems.



Note

Permissible load see PERI Design Tables.



Accessories

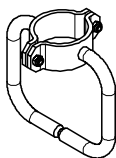
113397	1.600
--------	-------

Spindle Handle RSS / AV

113397	1.600
--------	-------

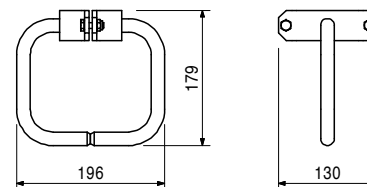
Spindle Handle RSS / AV

Spindle handle for screwing on Push-Pull-Props RSS I, RSS II and Kickers AV 210 and AV RSS III.



Complete with

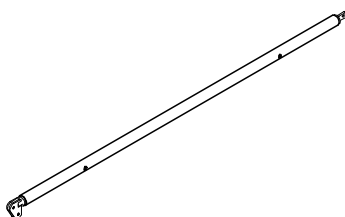
2 pc. 722342 Screw ISO 4017 M8 x 25-8.8, galv.
2 pc. 711071 Nut ISO 7042 M8-8, galv.



028020	22.000
--------	--------

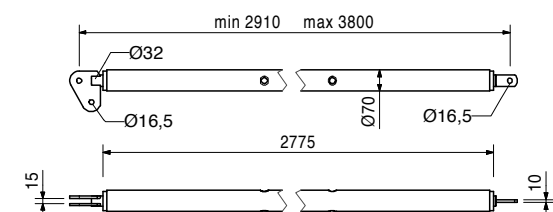
Push-Pull Prop RSS II

Extension length $l = 2.91 - 3.80$ m.
For aligning PERI Formwork Systems.



Note

Permissible load see PERI Design Tables.



Accessories

113397	1.600
--------	-------

Spindle Handle RSS / AV

MAXIMO MX 15 Panel Formwork



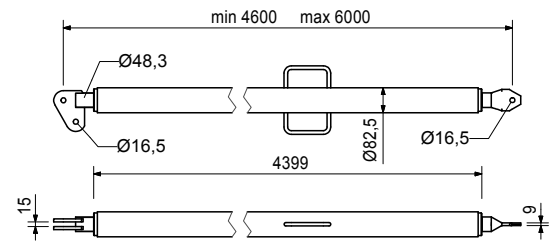
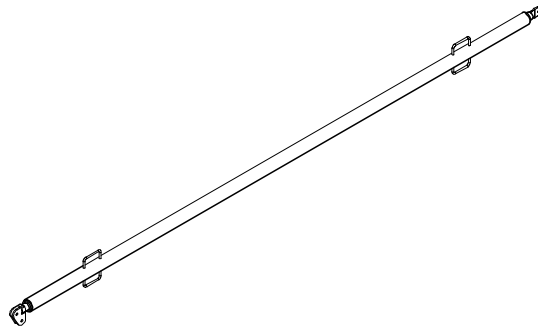
Item no.	Weight kg
028030	38.400

Push-Pull Prop RSS III

Extension length $l = 4.60 - 6.00$ m.
For aligning PERI Formwork Systems.

Note

Permissible load see PERI Design Tables.



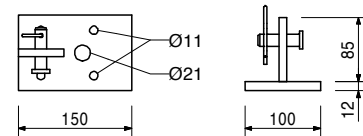
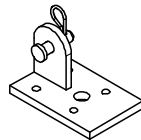
106000	1.820
--------	-------

Base Plate-2 for RSS, galv.

For assembly of Push-Pull Props RSS.

Complete with

1 pc. 027170 Pin Ø 16 x 42, galv.
1 pc. 018060 Cotter Pin 4/1, galv.



124777	0.210
--------	-------

Accessories

Anchor Bolt PERI 14/20 x 130

057087	3.510
057088	4.200

Kickers AV

Kicker AV 82

Kicker AV 111

For aligning PERI Formwork Systems.

min. L max. L

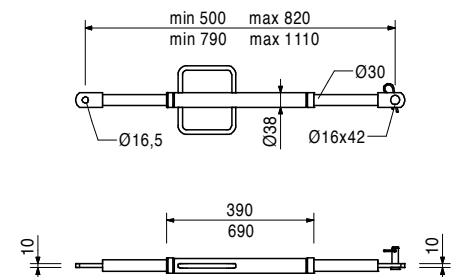
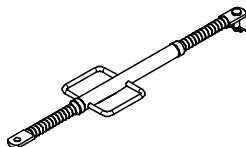
500	820
790	1110

Complete with

1 pc. 027170 Pin Ø 16 x 42, galv.
1 pc. 018060 Cotter Pin 4/1, galv.

Note

Permissible load see PERI Design Tables.



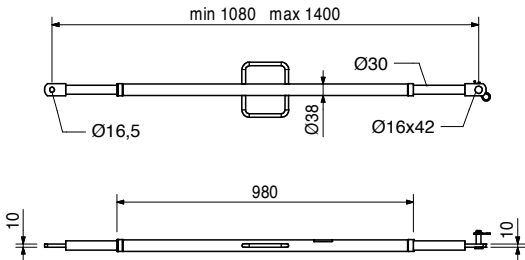
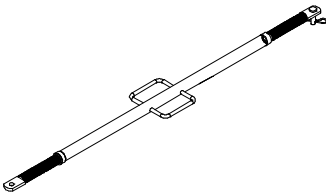
MAXIMO MX 15 Panel Formwork



Item no.	Weight kg
028110	4.850

Kicker AV 140
Extension length l = 1.08 – 1.40 m.
For aligning PERI Formwork Systems.

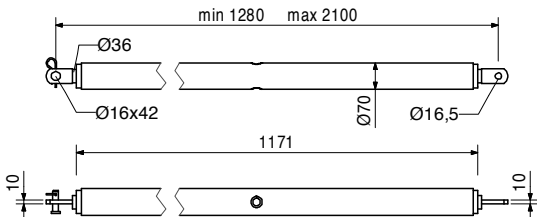
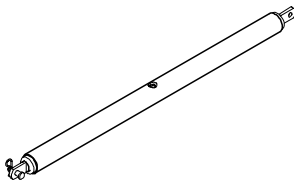
Complete with
1 pc. 027170 Pin Ø 16 x 42, galv.
1 pc. 018060 Cotter Pin 4/1, galv.
Note
Permissible load see PERI Design Tables.



108135	12.900
--------	--------

Kicker AV 210
Extension length l = 1.28 – 2.10 m.
For aligning PERI Formwork Systems.

Complete with
1 pc. 027170 Pin Ø 16 x 42, galv.
1 pc. 018060 Cotter Pin 4/1, galv.
Note
Permissible load see PERI Design Tables.



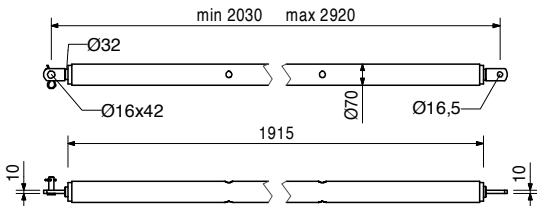
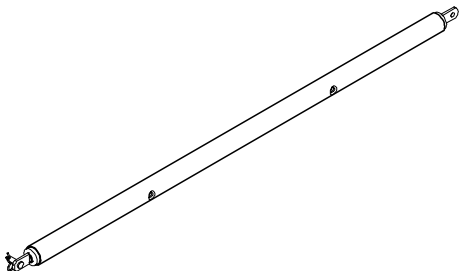
Accessories
Spindle Handle RSS / AV

113397	1.600
--------	-------

028120	17.000
--------	--------

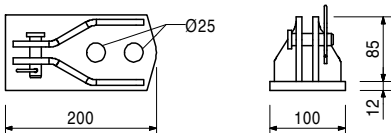
Kicker AV RSS III
Extension length l = 2.03 – 2.92 m.
For aligning PERI Formwork Systems.

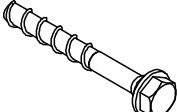
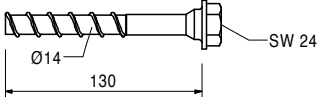
Complete with
1 pc. 027170 Pin Ø 16 x 42, galv.
1 pc. 018060 Cotter Pin 4/1, galv.
Note
Permissible load see PERI Design Tables.



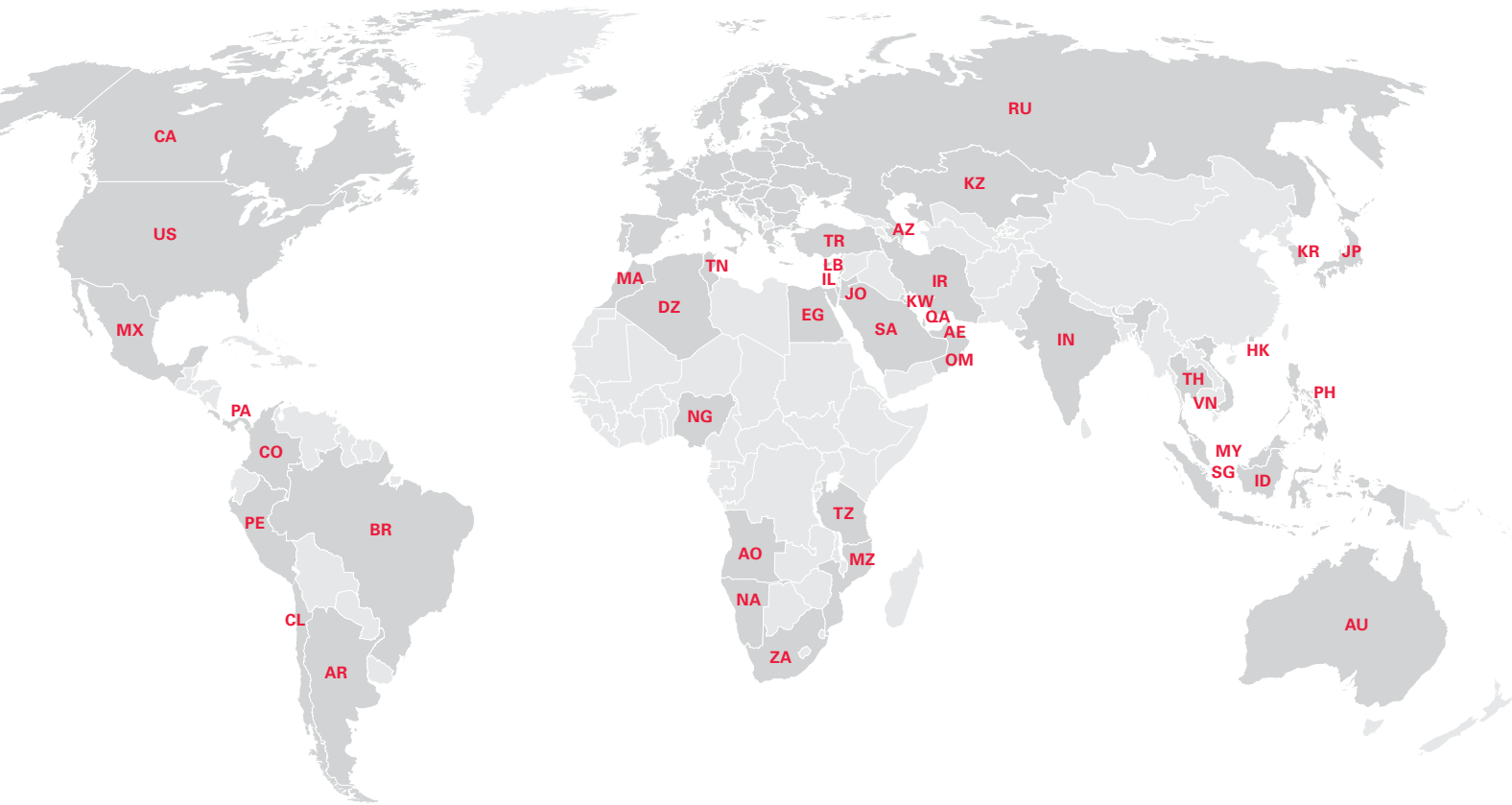
Accessories
Spindle Handle RSS / AV

113397	1.600
--------	-------

Item no.	Weight kg		
028080	2.970	Connector Kicker/Push-Pull Prop, galv. For connecting push-pull props and kicker braces to Main Beam HDT.	Complete with 1 pc. 027170 Pin Ø 16 x 42, galv. 1 pc. 018060 Cotter Pin 4/1, galv.
			

124777	0.210	Anchor Bolt PERI 14/20 x 130 For temporary fixation to reinforced concrete structures.	Note See PERI Data Sheet! Drilling Ø 14 mm.
			

PERI International



North America

- CA** Canada
PERI Formwork Systems, Inc.
www.peri.ca
- MX** Mexico
PERI Cimbras y Andamios, S.A. de C.V.
www.peri.com.mx
- PA** Panama
PERI Panama Inc.
www.peri.com.pa
- US** USA
PERI Formwork Systems, Inc.
www.peri-usa.com

South America

- AR** Argentina
PERI S.A.
www.peri.com.ar
- BR** Brazil
PERI Formas e Escoramentos Ltda.
www.peribrasil.com.br
- CL** Chile
PERI Chile Ltda.
www.peri.cl
- CO** Colombia
PERI S.A.S.
www.peri.com.co
- PE** Peru
PERI Peruana S.A.C.
www.peri.com.pe

Africa

- AO** Angola
Pericofragens, Lda.
www.peri.pt
- DZ** Algeria
S.A.R.L. PERI
www.peri.dz
- EG** Egypt
Egypt Branch Office
www.peri.com.eg
- MA** Morocco
PERI S.A.
www.peri.ma
- MZ** Mozambique
PERI (Pty.) Ltd.
www.peri.co.mz
- NA** Namibia
PERI (Pty.) Ltd.
www.peri.na
- NG** Nigeria
PERI Nigeria Ltd.
www.peri.ng
- TN** Tunisia
PERI S.A.U.
www.peri.es
- TZ** Tanzania
PERI Formwork and Scaffolding Ltd
www.peri.co.tz
- ZA** South Africa
PERI Formwork Scaffolding (Pty) Ltd
www.peri.co.za

Asia

- AE** United Arab Emirates
PERI (L.L.C.)
www.peri.ae
- AZ** Azerbaijan
PERI Representative Office
www.peri.com.tr
- HK** Hong Kong
PERI (Hong Kong) Limited
www.perihk.com
- ID** Indonesia
PT Beton Perkasa Wijaksana
www.betonperkasa.com
- IL** Israel
PERI F.E. Ltd.
www.peri.co.il
- IN** India
PERI (India) Pvt Ltd
www.peri.in
- IR** Iran
PERI Pars. Ltd.
www.peri.ir
- JO** Jordan
PERI GmbH – Jordan
www.peri.com
- JP** Japan
PERI Japan K.K.
www.peri.co.jp
- KR** Korea
PERI (Korea) Ltd.
www.perikorea.com
- KW** Kuwait
PERI Kuwait W.L.L.
www.peri.com.kw
- KZ** Kazakhstan
TOO PERI Kazakhstan
www.peri.kz
- LB** Lebanon
PERI Lebanon Sarl
lebanon@peri.de
- MY** Malaysia
PERI Formwork Malaysia Sdn. Bhd.
www.perimalaysia.com
- OM** Oman
PERI (L.L.C.)
www.peri.ae
- PH** Philippines
PERI-Asia Philippines, INC.
www.peri.com.ph
- QA** Qatar
PERI Qatar LLC
www.peri.qa
- SA** Saudi Arabia
PERI Saudi Arabia Ltd.
www.peri.com.sa
- SG** Singapore
PERI Asia Pte Ltd
www.periasia.com
- TH** Thailand
Peri (Thailand) Co., Ltd.
www.peri.co.th
- TR** Turkey
PERI Kalıp ve İskeleleri
www.peri.com.tr
- VN** Vietnam
PERI ASIA PTE LTD
www.peri.com.vn



PERI GmbH
Formwork Scaffolding Engineering
Rudolf-Diesel-Strasse 19
89264 Weissenhorn
Germany
Tel. +49 (0)7309.950-0
Fax +49 (0)7309.951-0
info@peri.com
www.peri.com



Oceania

AU Australia
PERI Australia Pty. Ltd.
www.periaus.com.au

DK Denmark
PERI Danmark A/S
www.peri.dk

IT Italy
PERI S.r.l.
www.peri.it

SE Sweden
PERI Sverige AB
www.peri.se

Europe

AL Albania
PERI Kalıp ve İskeleleri
www.peri.com.tr

EE Estonia
PERI AS
www.peri.ee

LT Lithuania
PERI UAB
www.peri.lt

SI Slovenia
PERI oplate i skele d.o.o
www.peri.com.hr

AT Austria
PERI Ges.mbh
www.peri.at

ES Spain
PERI S.A.U.
www.peri.es

LU Luxembourg
N.V. PERI S.A.
www.peri.lu

SK Slovakia
PERI spol. s. r.o.
www.peri.sk

BA Bosnia and Herzegovina
PERI oplate i skele d.o.o
www.peri.com.hr

FI Finland
PERI Suomi Ltd. Oy
www.perisuomi.fi

LV Latvia
PERI SIA
www.peri-latvija.lv

UA Ukraine
TOW PERI
www.peri.ua

BE Belgium
PERI N.V.
www.peri.be

FR France
PERI S.A.S.
www.peri.fr

NL Netherlands
PERI b.v.
www.peri.nl

BG Bulgaria
PERI Bulgaria EOOD
www.peri.bg

GB United Kingdom
PERI Ltd.
www.peri.ltd.uk

NO Norway
PERI Norge AS
www.peri.no

BY Belorussia
IOOO PERI
www.peri.by

GR Greece
PERI Hellas Ltd.
www.perihellas.gr

PL Poland
PERI Polska Sp. z o.o.
www.peri.com.pl

CH Switzerland
PERI AG
www.peri.ch

HR Croatia
PERI oplate i skele d.o.o.
www.peri.com.hr

PT Portugal
Pericofragens Lda.
www.peri.pt

CZ Czech Republic
PERI spol. s r.o.
www.peri.cz

HU Hungary
PERI Kft.
www.peri.hu

RO Romania
PERI România SRL
www.peri.ro

DE Germany
PERI GmbH
www.peri.de

IR Ireland
Siteserv Access & Formwork
www.siteservaccess.ie

RS Serbia
PERI oplate d.o.o.
www.peri.rs

IS Iceland
Armar ehf.
www.armor.is

RU Russia
OOO PERI
www.peri.ru

**The optimal System
for every Project and
every Requirement**



Wall Formwork



Column Formwork



Slab Formwork



Climbing Systems



Bridge Formwork



Tunnel Formwork



Shoring Systems



Construction Scaffold



Facade Scaffold



Industrial Scaffold



Access



Protection Scaffold



Safety Systems



**System-Independent
Accessories**



Services



PERI GmbH
Formwork Scaffolding Engineering
 Rudolf-Diesel-Strasse 19
 89264 Weissenhorn
 Germany
 Tel. +49 (0)7309.950-0
 Fax +49 (0)7309.951-0
 info@peri.com
 www.peri.com

